



PROCJENA UTJECAJA NA OKOLIŠ I DRUŠTVO - DOPUNA -

**ANEKS A - REZULTATI PRORAČUNA EMISIJA
ZA JUŽNU TRANSVERZALU**

**ANEKS B - REZULTATI PRORAČUNA EMISIJA
ZA XII TRANSVERZALU**

**ANEKS E - REZULTATI PRORAČUNA EMISIJA
ZA I TRANSVERZALU**

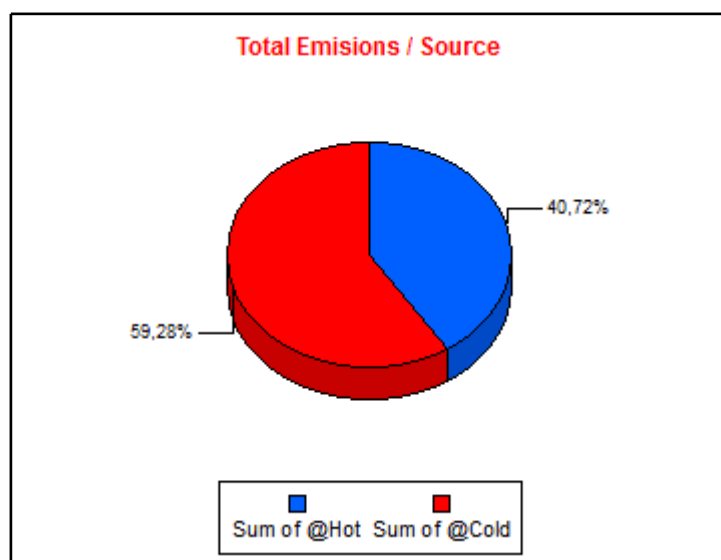
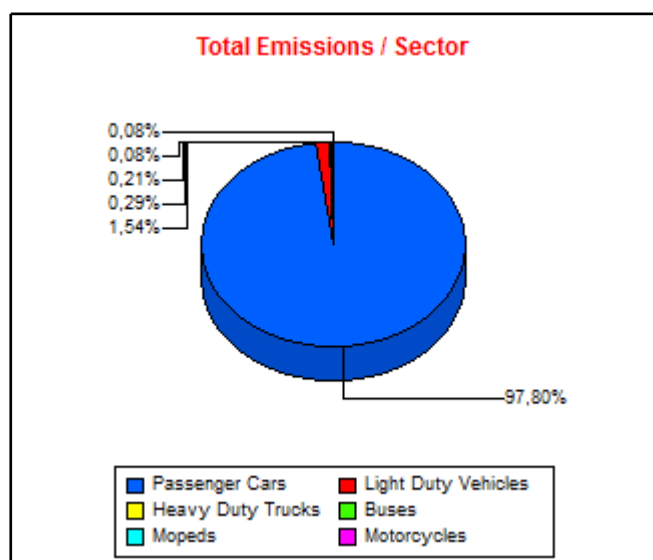
ANEKS A - REZULTATI PRORAČUNA EMISIJA ZA JUŽNU TRANSVERZALU

CO

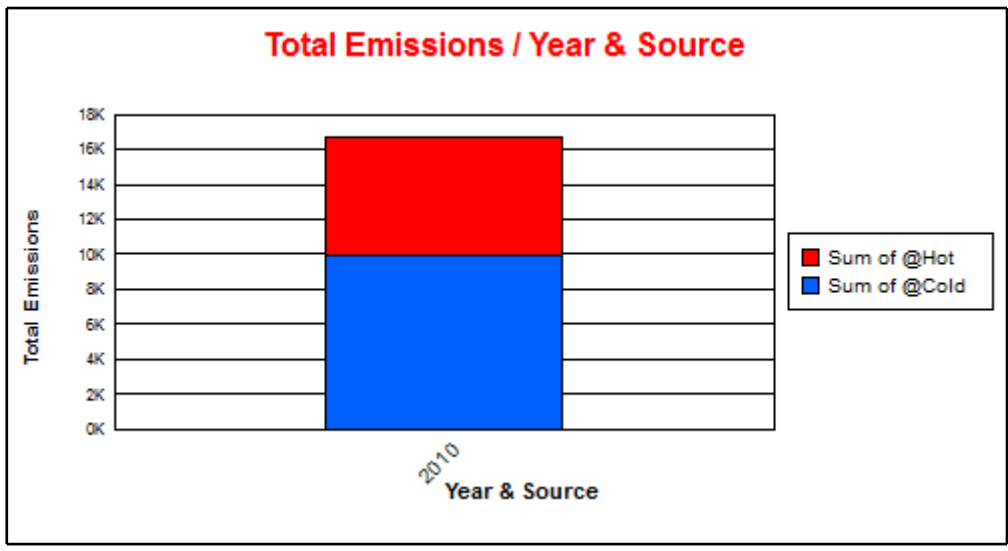
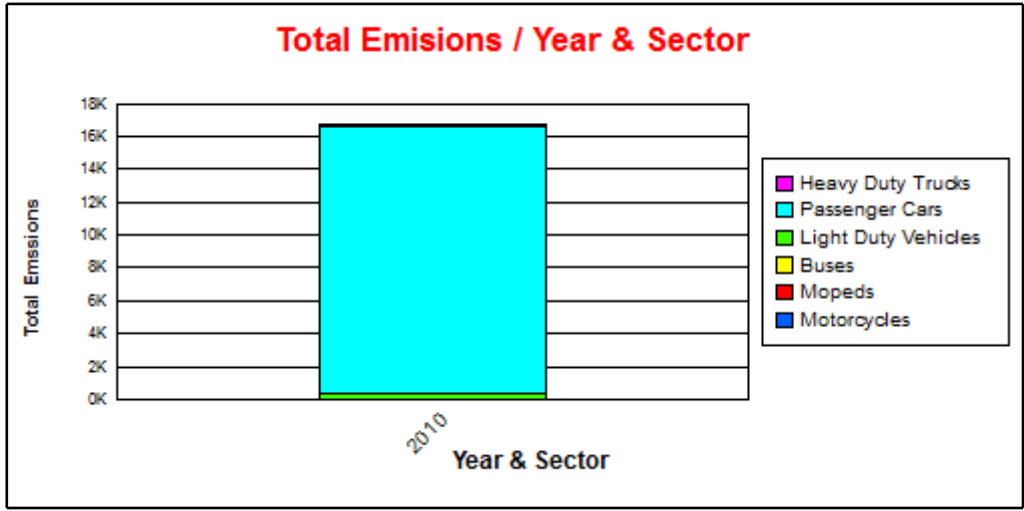
POLLUTANT	YEAR	SECTOR	HOT [t]	COLD START [t]	TOTAL [t]
CO	2010		6.805,45	9.905,70	16.711,14
		Passenger Cars	6.564,09	9.780,12	16.344,20
		Gasoline <1,4 l	2.592,13	4.779,53	7.371,66
		Gasoline 1,4 - 2,0 l	1.671,93	2.906,39	4.578,32
		Gasoline >2,0 l	1.036,57	1.338,00	2.374,58
		Diesel <2,0 l	857,63	252,94	1.110,56
		Diesel >2,0 l	285,88	84,31	370,19
		LPG	119,95	418,94	538,89
		Light Duty Vehicles	131,50	125,58	257,08
		Gasoline <3,5t	47,69	100,86	148,55
		Diesel <3,5 t	83,81	24,72	108,53
		Heavy Duty Trucks	48,67	0,00	48,67
		Rigid <=7,5 t	4,75	0,00	4,75
		Rigid 7,5 - 12 t	13,19	0,00	13,19
		Rigid 12 - 14 t	14,35	0,00	14,35
		Rigid 14 - 20 t	9,80	0,00	9,80
		Rigid 20 - 26 t	6,58	0,00	6,58
		Buses	34,76	0,00	34,76
		Urban Buses Standard 15 - 18 t	34,76	0,00	34,76
		Mopeds	13,19	0,00	13,19
		<50 cm ³	13,19	0,00	13,19
		Motorcycles	13,23	0,00	13,23
		2-stroke >50 cm ³	5,79	0,00	5,79
		4-stroke <250 cm ³	4,67	0,00	4,67
		4-stroke 250 - 750 cm ³	1,84	0,00	1,84
		4-stroke >750 cm ³	0,93	0,00	0,93

POLLUTANT YEAR

CO 2010



CO

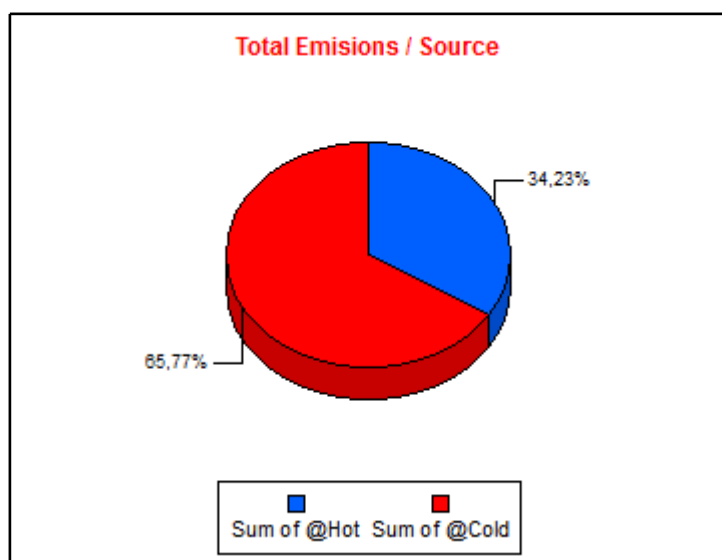
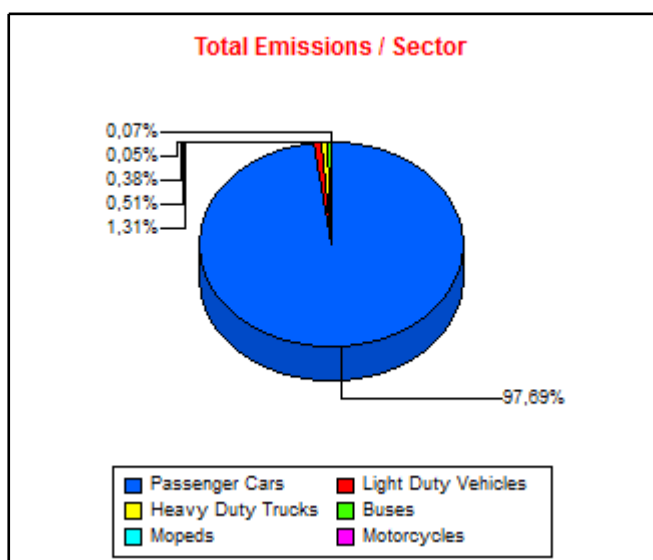


CH4

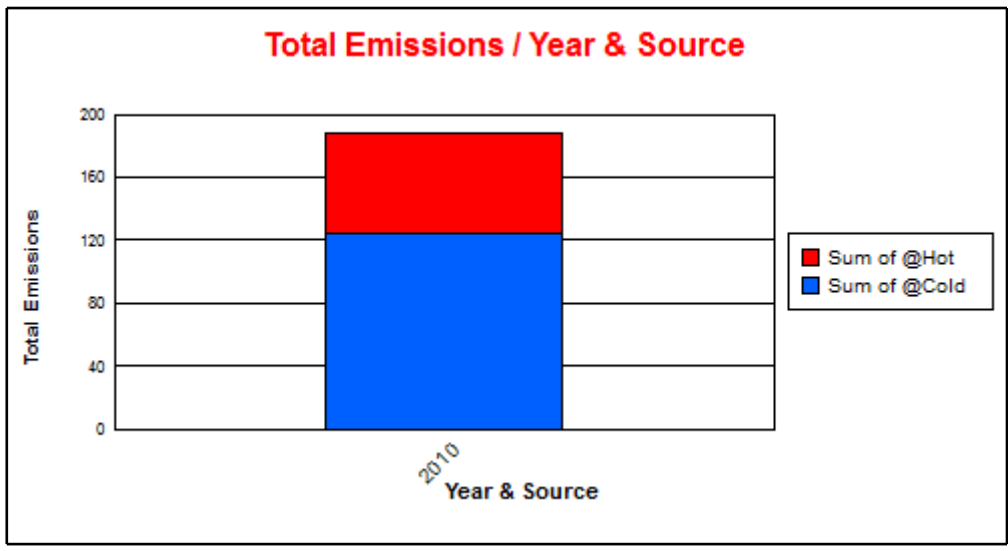
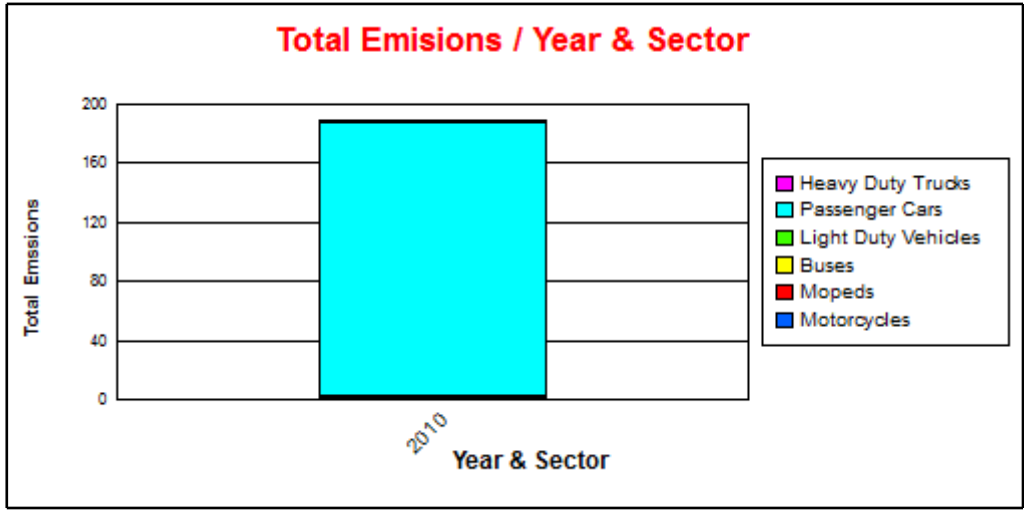
POLLUTANT	YEAR	SECTOR	HOT [t]	COLD START [t]	TOTAL [t]
CH4	2010		64,51	123,95	188,46
		Passenger Cars	61,63	122,47	184,09
		Gasoline <1,4 l	18,66	46,38	65,04
		Gasoline 1,4 - 2,0 l	12,10	32,52	44,62
		Gasoline >2,0 l	7,46	18,55	26,01
		Diesel <2,0 l	15,98	14,66	30,64
		Diesel >2,0 l	5,33	4,89	10,21
		LPG	2,11	5,47	7,57
		Light Duty Vehicles	0,99	1,48	2,47
		Gasoline <3,5t	0,10	0,66	0,77
		Diesel <3,5 t	0,89	0,82	1,71
		Heavy Duty Trucks	0,96	0,00	0,96
		Rigid <=7,5 t	0,11	0,00	0,11
		Rigid 7,5 - 12 t	0,23	0,00	0,23
		Rigid 12 - 14 t	0,23	0,00	0,23
		Rigid 14 - 20 t	0,23	0,00	0,23
		Rigid 20 - 26 t	0,16	0,00	0,16
		Buses	0,71	0,00	0,71
		Urban Buses Standard 15 - 18 t	0,71	0,00	0,71
		Mopeds	0,09	0,00	0,09
		<50 cm ³	0,09	0,00	0,09
		Motorcycles	0,13	0,00	0,13
		2-stroke >50 cm ³	0,02	0,00	0,02
		4-stroke <250 cm ³	0,07	0,00	0,07
		4-stroke 250 - 750 cm ³	0,04	0,00	0,04
		4-stroke >750 cm ³	0,01	0,00	0,01

POLLUTANT YEAR

CH4 2010



CH4

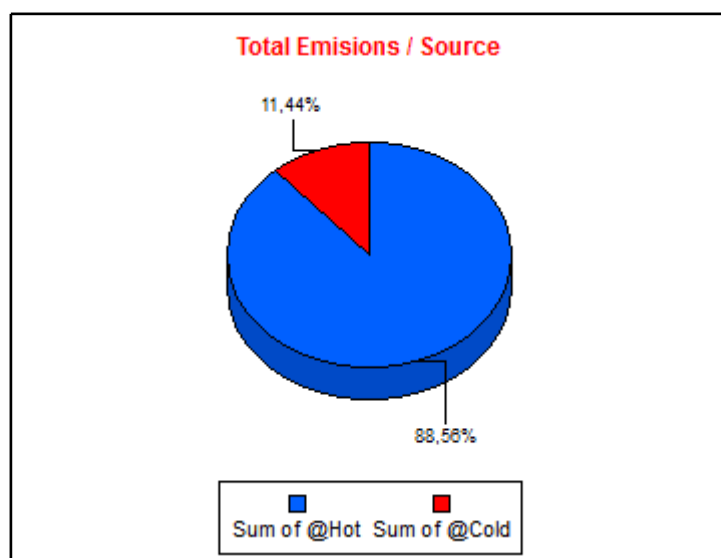
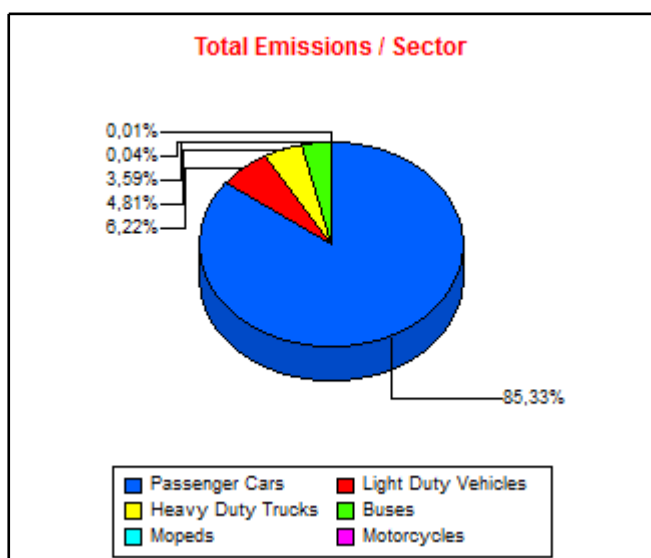


NOX

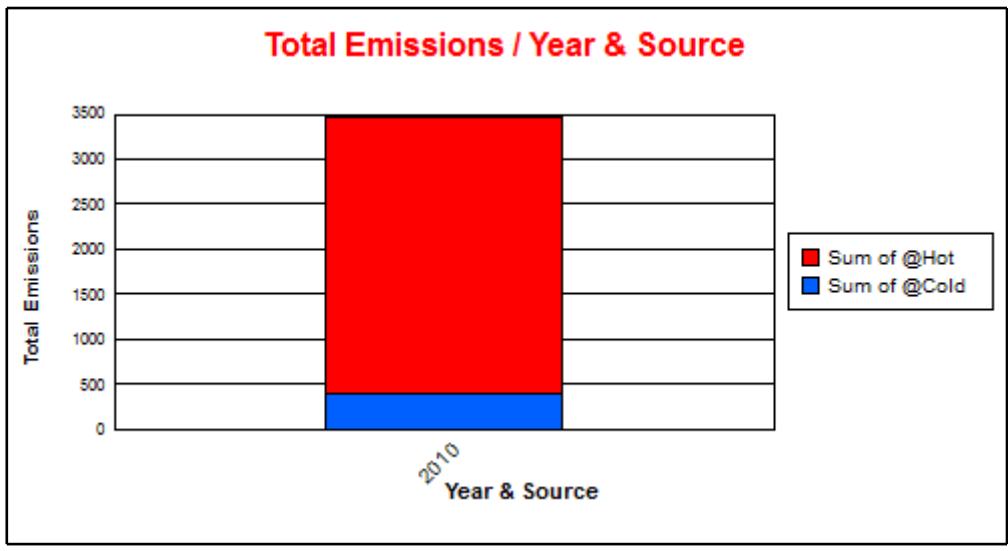
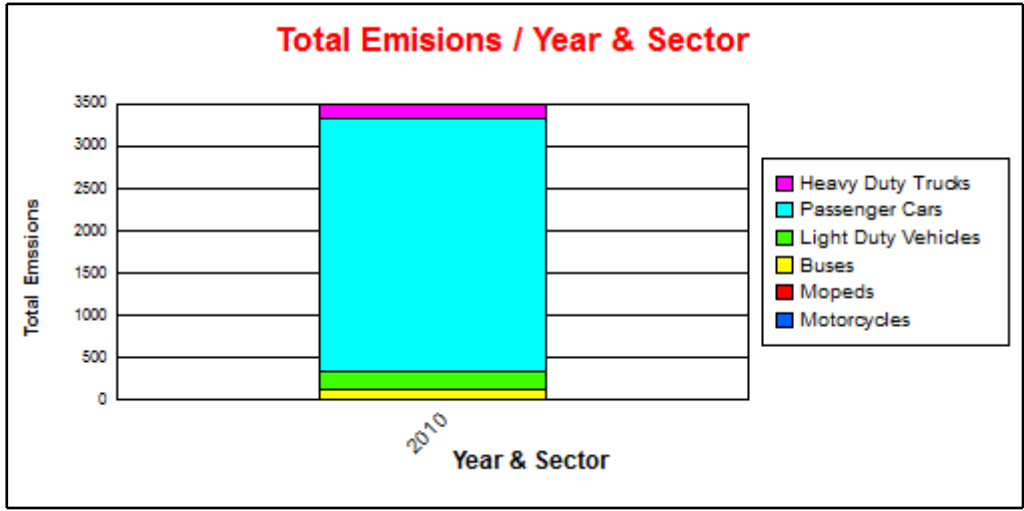
POLLUTANT	YEAR	SECTOR	HOT [t]	COLD START [t]	TOTAL [t]
NOX	2010		3.082,37	398,36	3.480,73
		Passenger Cars	2.590,34	379,90	2.970,24
		Gasoline <1,4 l	439,41	108,53	547,93
		Gasoline 1,4 - 2,0 l	331,87	84,26	416,13
		Gasoline >2,0 l	226,51	35,29	261,80
		Diesel <2,0 l	1.097,46	89,52	1.186,98
		Diesel >2,0 l	471,10	38,43	509,53
		LPG	24,00	23,87	47,86
		Light Duty Vehicles	197,95	18,47	216,41
		Gasoline <3,5t	2,49	2,52	5,01
		Diesel <3,5 t	195,45	15,94	211,40
		Heavy Duty Trucks	167,39	0,00	167,39
		Rigid <=7,5 t	12,56	0,00	12,56
		Rigid 7,5 - 12 t	44,44	0,00	44,44
		Rigid 12 - 14 t	50,98	0,00	50,98
		Rigid 14 - 20 t	33,03	0,00	33,03
		Rigid 20 - 26 t	26,37	0,00	26,37
		Buses	124,99	0,00	124,99
		Urban Buses Standard 15 - 18 t	124,99	0,00	124,99
		Mopeds	1,31	0,00	1,31
		<50 cm ³	1,31	0,00	1,31
		Motorcycles	0,39	0,00	0,39
		2-stroke >50 cm ³	0,03	0,00	0,03
		4-stroke <250 cm ³	0,28	0,00	0,28
		4-stroke 250 - 750 cm ³	0,05	0,00	0,05
		4-stroke >750 cm ³	0,03	0,00	0,03

POLLUTANT YEAR

NOX 2010



NOX

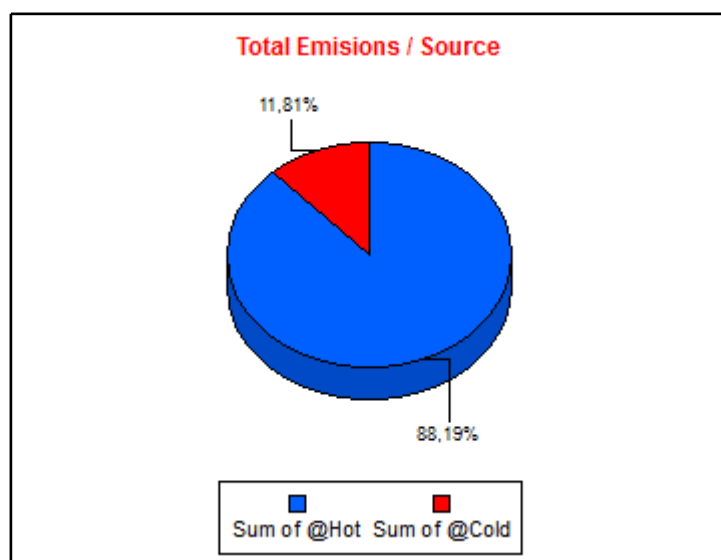
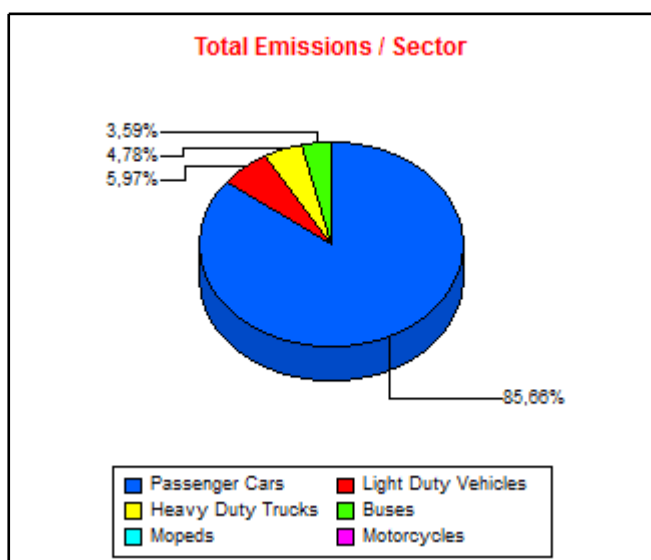


NO

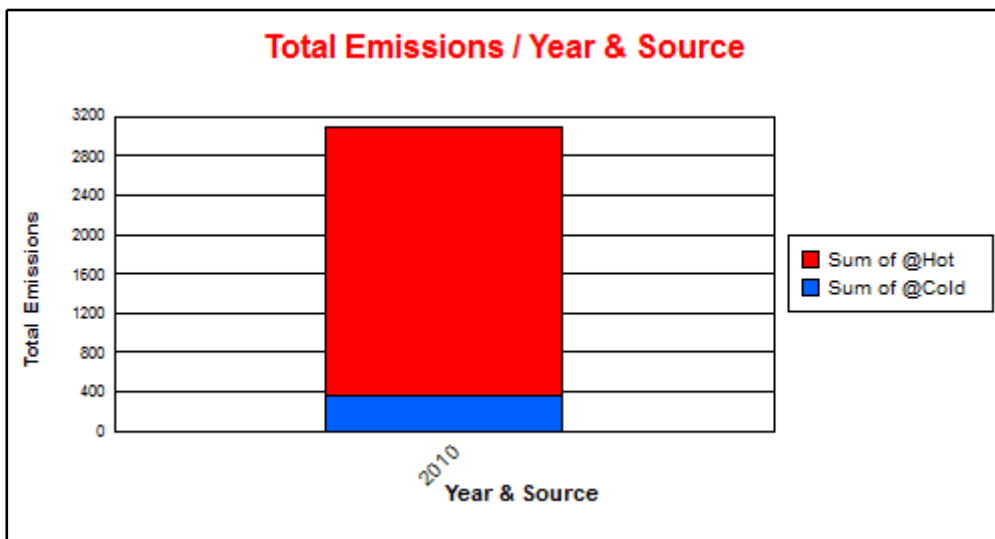
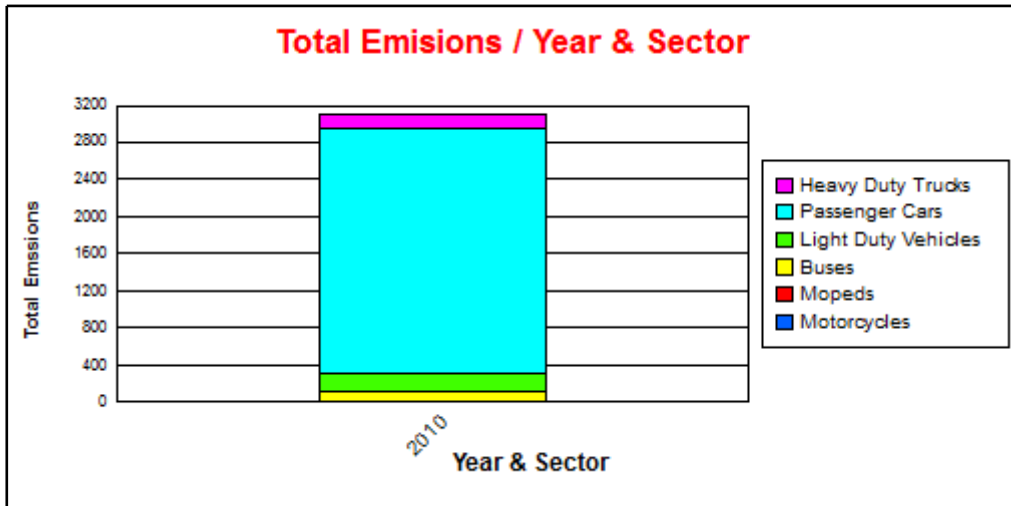
POLLUTANT	YEAR	SECTOR	HOT [t]	COLD START [t]	TOTAL [t]
NO	2010		2.731,88	365,89	3.097,76
		Passenger Cars	2.303,78	349,89	2.653,67
		Gasoline <1,4 l	422,02	104,36	526,38
		Gasoline 1,4 - 2,0 l	318,75	81,03	399,78
		Gasoline >2,0 l	217,52	33,93	251,45
		Diesel <2,0 l	921,74	75,19	996,93
		Diesel >2,0 l	400,95	32,71	433,66
		LPG	22,80	22,67	45,47
		Light Duty Vehicles	168,80	16,00	184,80
		Gasoline <3,5t	2,40	2,42	4,82
		Diesel <3,5 t	166,40	13,57	179,98
		Heavy Duty Trucks	148,23	0,00	148,23
		Rigid <=7,5 t	11,12	0,00	11,12
		Rigid 7,5 - 12 t	39,36	0,00	39,36
		Rigid 12 - 14 t	45,15	0,00	45,15
		Rigid 14 - 20 t	29,25	0,00	29,25
		Rigid 20 - 26 t	23,35	0,00	23,35
		Buses	111,07	0,00	111,07
		Urban Buses Standard 15 - 18 t	111,07	0,00	111,07
		Mopeds	0,00	0,00	0,00
		<50 cm ³	0,00	0,00	0,00
		Motorcycles	0,00	0,00	0,00
		2-stroke >50 cm ³	0,00	0,00	0,00
		4-stroke <250 cm ³	0,00	0,00	0,00
		4-stroke 250 - 750 cm ³	0,00	0,00	0,00
		4-stroke >750 cm ³	0,00	0,00	0,00

POLLUTANT YEAR

NO 2010



NO

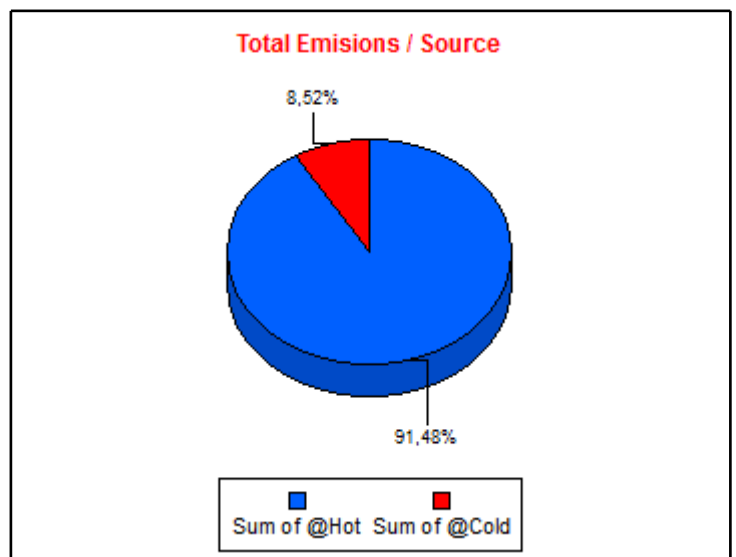
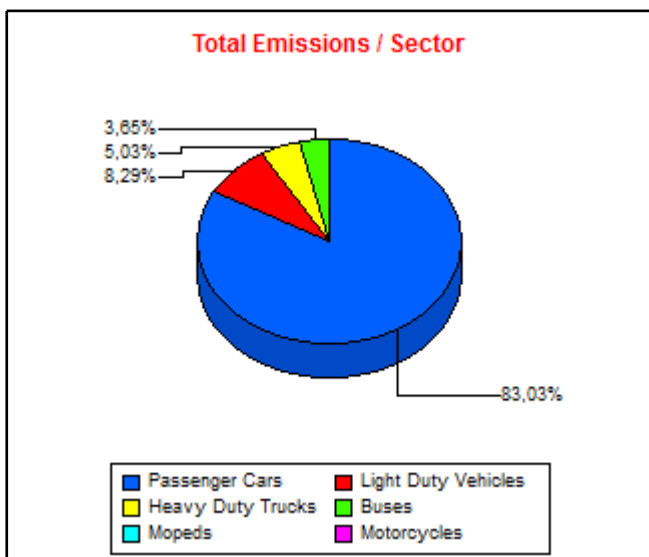


NO2

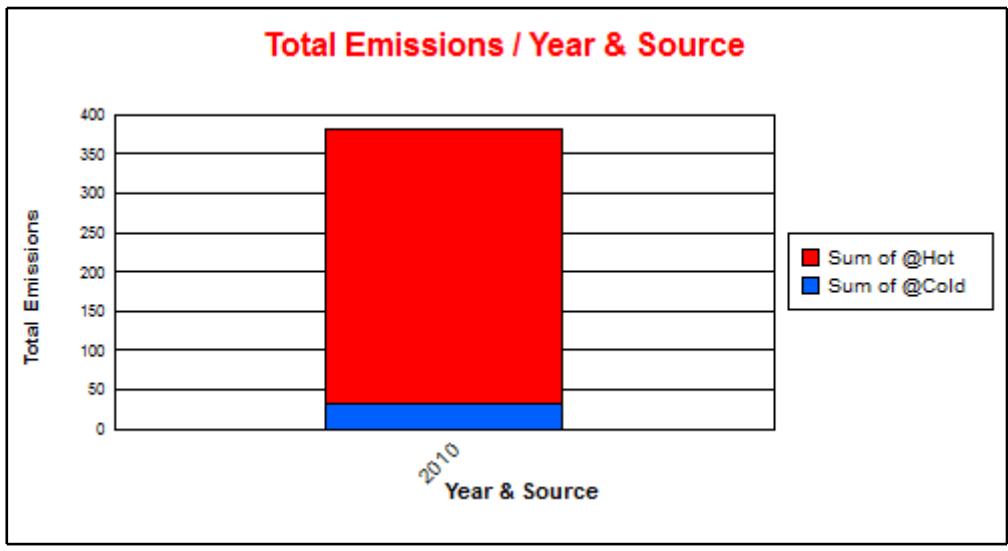
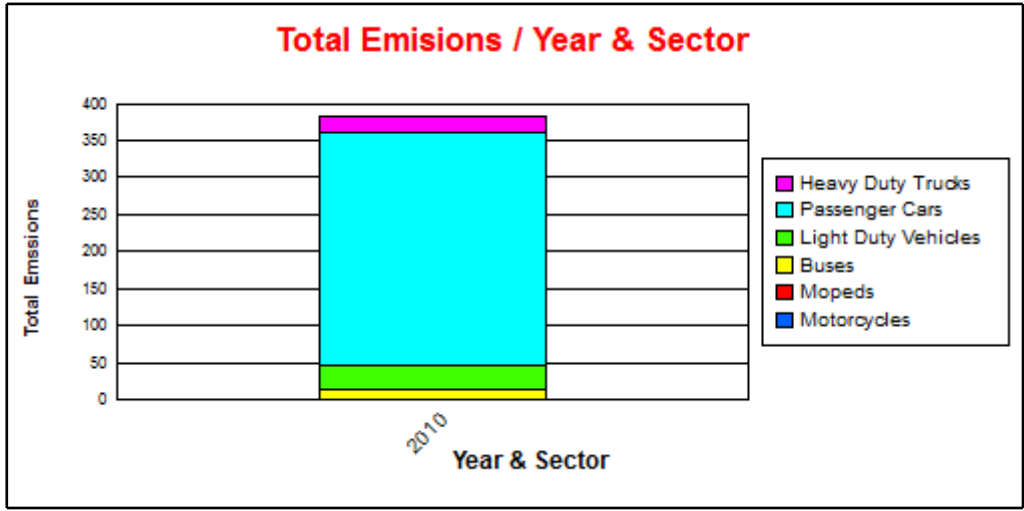
POLLUTANT	YEAR	SECTOR	HOT [t]	COLD START [t]	TOTAL [t]
NO2	2010		348,79	32,47	381,26
		Passenger Cars	286,56	30,01	316,57
		Gasoline <1,4 l	17,38	4,16	21,55
		Gasoline 1,4 - 2,0 l	13,12	3,23	16,35
		Gasoline >2,0 l	8,98	1,36	10,34
		Diesel <2,0 l	175,72	14,33	190,05
		Diesel >2,0 l	70,15	5,72	75,88
		LPG	1,20	1,19	2,39
		Light Duty Vehicles	29,15	2,47	31,61
		Gasoline <3,5t	0,10	0,10	0,19
		Diesel <3,5 t	29,05	2,37	31,42
		Heavy Duty Trucks	19,16	0,00	19,16
		Rigid <=7,5 t	1,44	0,00	1,44
		Rigid 7,5 - 12 t	5,08	0,00	5,08
		Rigid 12 - 14 t	5,84	0,00	5,84
		Rigid 14 - 20 t	3,78	0,00	3,78
		Rigid 20 - 26 t	3,02	0,00	3,02
		Buses	13,92	0,00	13,92
		Urban Buses Standard 15 - 18 t	13,92	0,00	13,92
		Mopeds	0,00	0,00	0,00
		<50 cm ³	0,00	0,00	0,00
		Motorcycles	0,00	0,00	0,00
		2-stroke >50 cm ³	0,00	0,00	0,00
		4-stroke <250 cm ³	0,00	0,00	0,00
		4-stroke 250 - 750 cm ³	0,00	0,00	0,00
		4-stroke >750 cm ³	0,00	0,00	0,00

POLLUTANT YEAR

NO2 2010



NO2

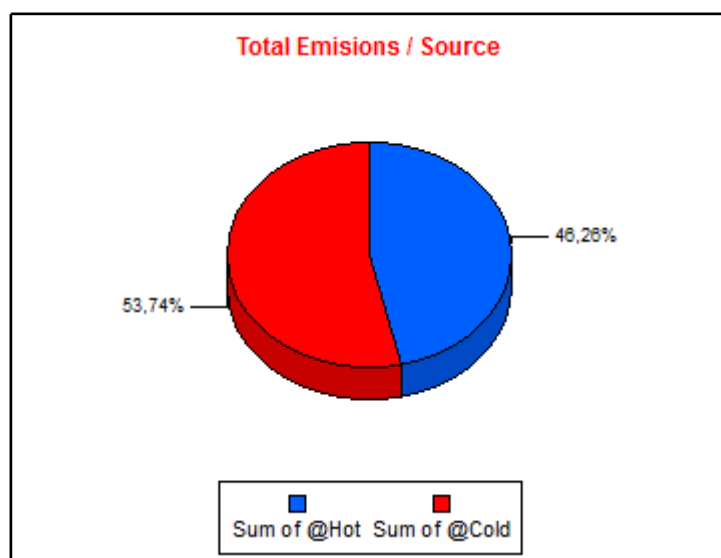
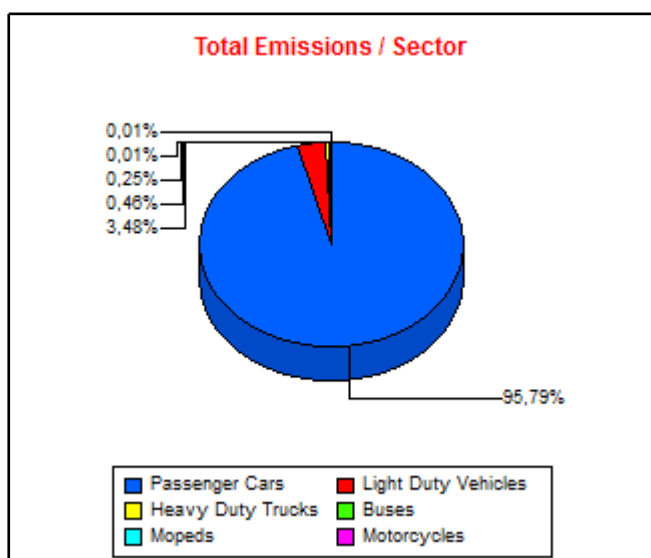


N2O

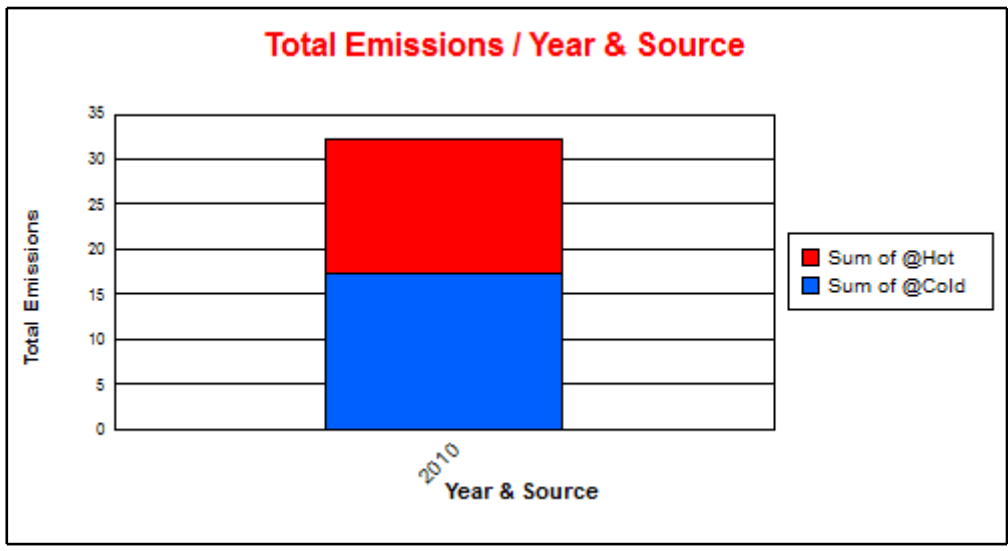
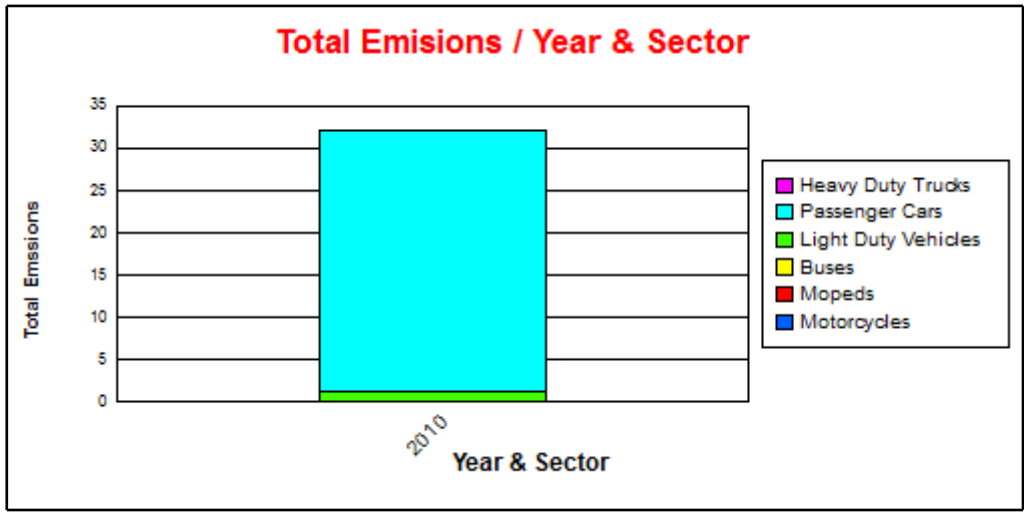
POLLUTANT	YEAR	SECTOR	HOT [t]	COLD START [t]	TOTAL [t]
N2O	2010		14,88	17,29	32,17
		Passenger Cars	14,25	16,56	30,82
		Gasoline <1,4 l	4,94	5,21	10,15
		Gasoline 1,4 - 2,0 l	3,74	3,94	7,67
		Gasoline >2,0 l	1,98	2,08	4,06
		Diesel <2,0 l	2,10	2,87	4,97
		Diesel >2,0 l	0,70	0,96	1,66
		LPG	0,80	1,51	2,31
		Light Duty Vehicles	0,39	0,72	1,12
		Gasoline <3,5t	0,15	0,40	0,55
		Diesel <3,5 t	0,25	0,32	0,57
		Heavy Duty Trucks	0,15	0,00	0,15
		Rigid <=7,5 t	0,02	0,00	0,02
		Rigid 7,5 - 12 t	0,04	0,00	0,04
		Rigid 12 - 14 t	0,05	0,00	0,05
		Rigid 14 - 20 t	0,02	0,00	0,02
		Rigid 20 - 26 t	0,02	0,00	0,02
		Buses	0,08	0,00	0,08
		Urban Buses Standard 15 - 18 t	0,08	0,00	0,08
		Mopeds	0,00	0,00	0,00
		<50 cm ³	0,00	0,00	0,00
		Motorcycles	0,00	0,00	0,00
		2-stroke >50 cm ³	0,00	0,00	0,00
		4-stroke <250 cm ³	0,00	0,00	0,00
		4-stroke 250 - 750 cm ³	0,00	0,00	0,00
		4-stroke >750 cm ³	0,00	0,00	0,00

POLLUTANT YEAR

N2O 2010



N2O

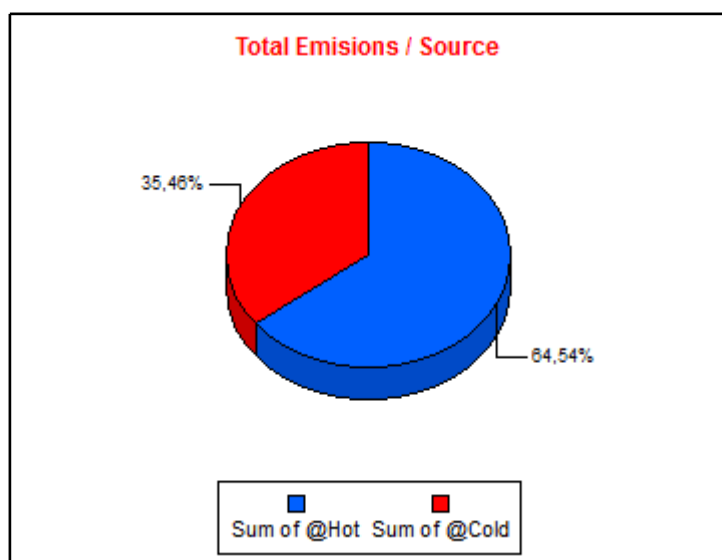
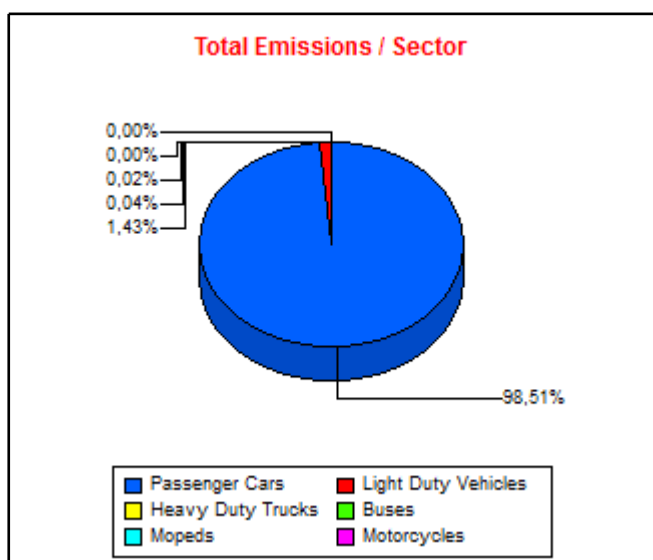


NH3

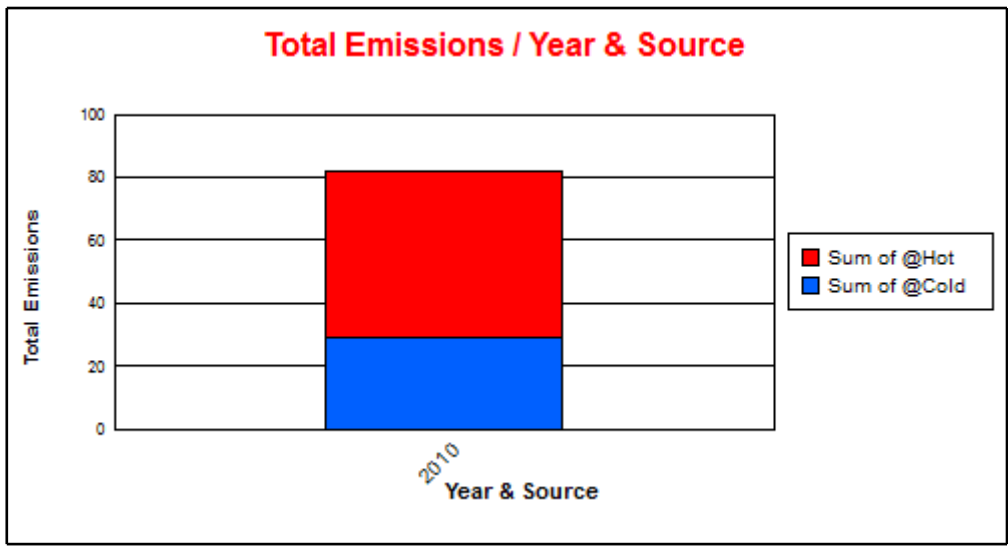
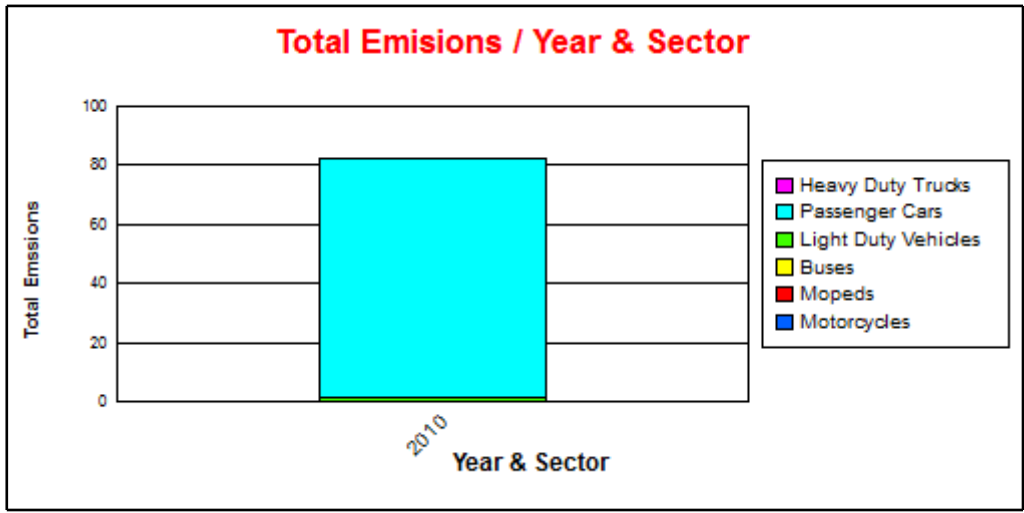
POLLUTANT	YEAR	SECTOR	HOT [t]	COLD START [t]	TOTAL [t]
NH3	2010		52,79	29,00	81,79
		Passenger Cars	51,94	28,63	80,57
		Gasoline <1,4 l	21,19	11,46	32,65
		Gasoline 1,4 - 2,0 l	16,91	9,12	26,03
		Gasoline >2,0 l	8,48	4,58	13,06
		Diesel <2,0 l	0,87	0,92	1,80
		Diesel >2,0 l	0,29	0,31	0,60
		LPG	4,20	2,25	6,44
		Light Duty Vehicles	0,80	0,37	1,17
		Gasoline <3,5t	0,73	0,30	1,03
		Diesel <3,5 t	0,07	0,07	0,14
		Heavy Duty Trucks	0,03	0,00	0,03
		Rigid <=7,5 t	0,00	0,00	0,00
		Rigid 7,5 - 12 t	0,01	0,00	0,01
		Rigid 12 - 14 t	0,01	0,00	0,01
		Rigid 14 - 20 t	0,00	0,00	0,00
		Rigid 20 - 26 t	0,00	0,00	0,00
		Buses	0,02	0,00	0,02
		Urban Buses Standard 15 - 18 t	0,02	0,00	0,02
		Mopeds	0,00	0,00	0,00
		<50 cm ³	0,00	0,00	0,00
		Motorcycles	0,00	0,00	0,00
		2-stroke >50 cm ³	0,00	0,00	0,00
		4-stroke <250 cm ³	0,00	0,00	0,00
		4-stroke 250 - 750 cm ³	0,00	0,00	0,00
		4-stroke >750 cm ³	0,00	0,00	0,00

POLLUTANT YEAR

NH3 2010



NH3

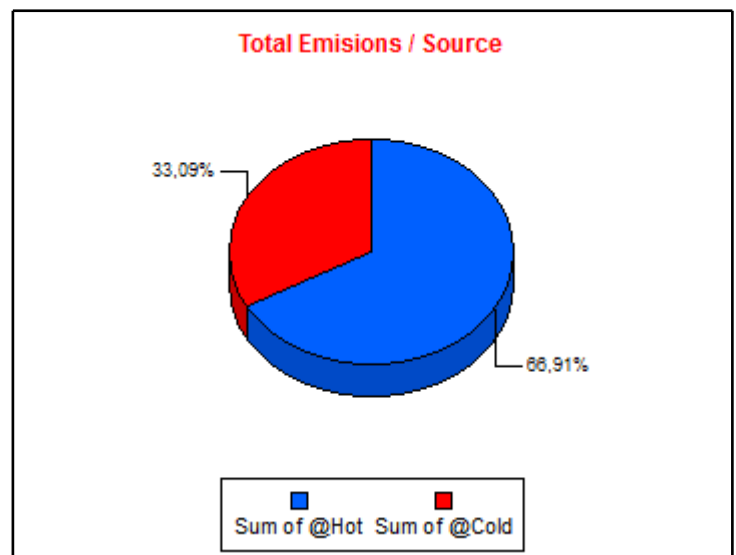
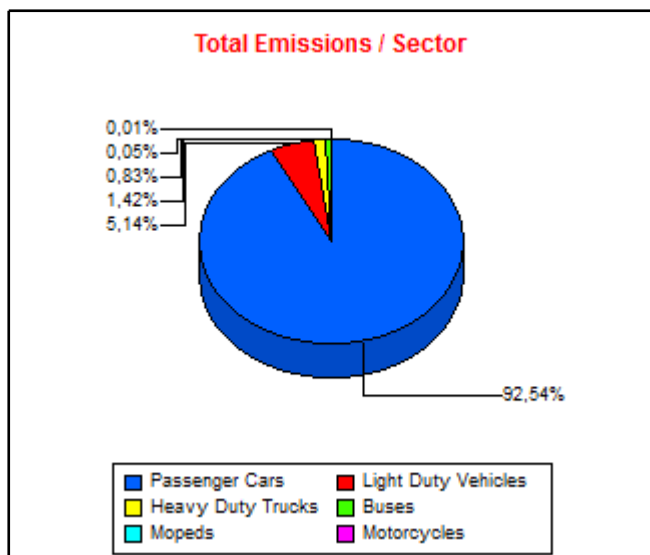


**PM
(exhaust)**

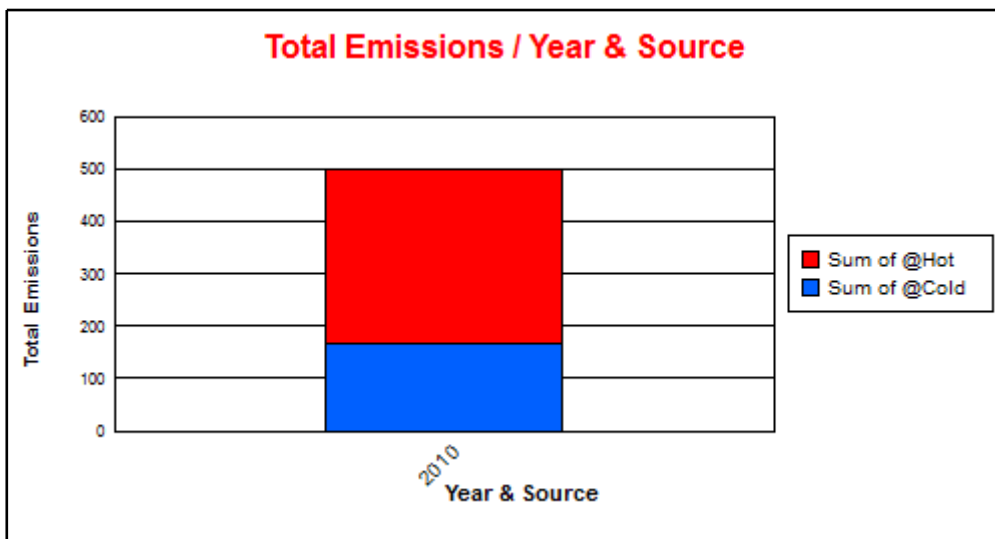
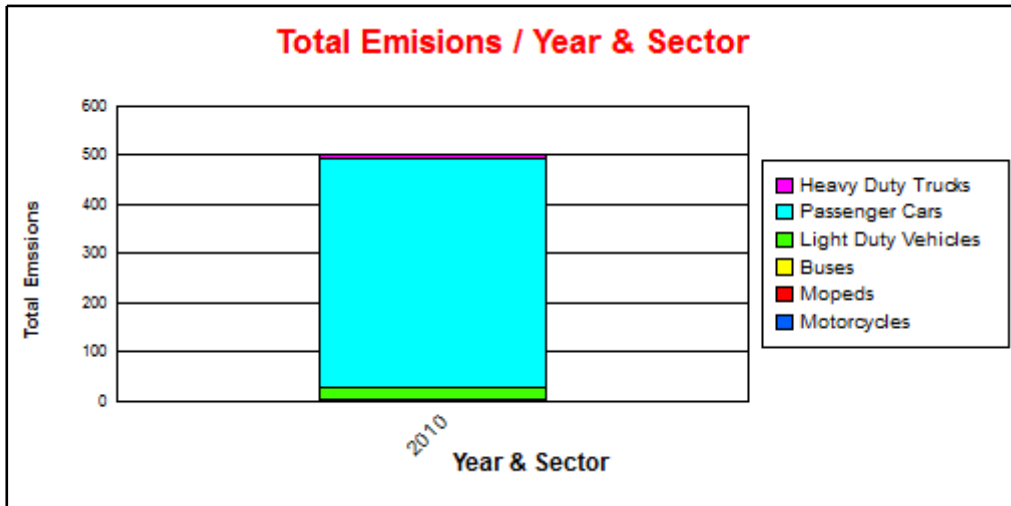
POLLUTANT	YEAR	SECTOR	HOT [t]	COLD START [t]	TOTAL [t]
PM (exhaust)	2010		334,94	165,64	500,58
		Passenger Cars	306,42	156,84	463,26
		Gasoline <1,4 l	2,32	0,00	2,32
		Gasoline 1,4 - 2,0 l	1,71	0,00	1,71
		Gasoline >2,0 l	0,93	0,00	0,93
		Diesel <2,0 l	225,86	117,63	343,48
		Diesel >2,0 l	75,29	39,21	114,49
		LPG	0,32	0,00	0,32
		Light Duty Vehicles	16,94	8,80	25,74
		Gasoline <3,5t	0,04	0,00	0,04
		Diesel <3,5 t	16,90	8,80	25,70
		Heavy Duty Trucks	7,10	0,00	7,10
		Rigid <=7,5 t	0,74	0,00	0,74
		Rigid 7,5 - 12 t	1,90	0,00	1,90
		Rigid 12 - 14 t	2,02	0,00	2,02
		Rigid 14 - 20 t	1,38	0,00	1,38
		Rigid 20 - 26 t	1,06	0,00	1,06
		Buses	4,16	0,00	4,16
		Urban Buses Standard 15 - 18 t	4,16	0,00	4,16
		Mopeds	0,27	0,00	0,27
		<50 cm ³	0,27	0,00	0,27
		Motorcycles	0,05	0,00	0,05
		2-stroke >50 cm ³	0,03	0,00	0,03
		4-stroke <250 cm ³	0,01	0,00	0,01
		4-stroke 250 - 750 cm ³	0,00	0,00	0,00
		4-stroke >750 cm ³	0,00	0,00	0,00

POLLUTANT YEAR

PM 2010



**PM
(exhaust)**

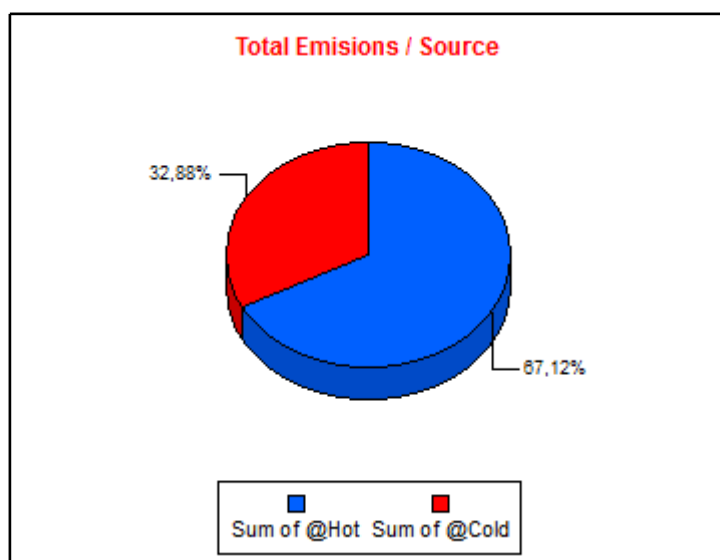
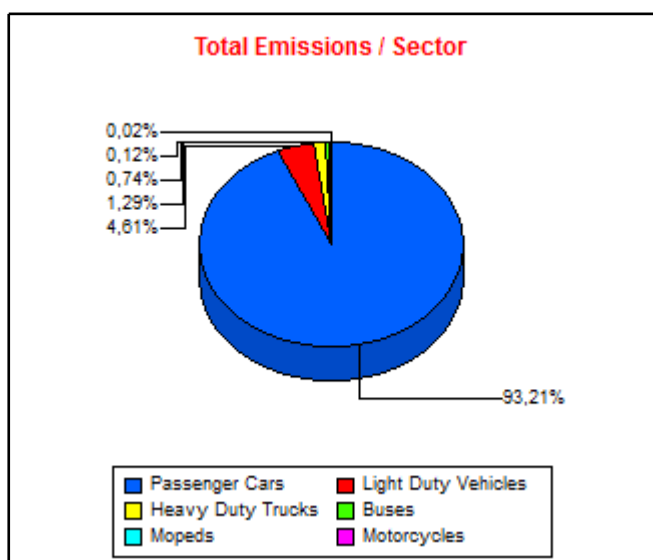


OM

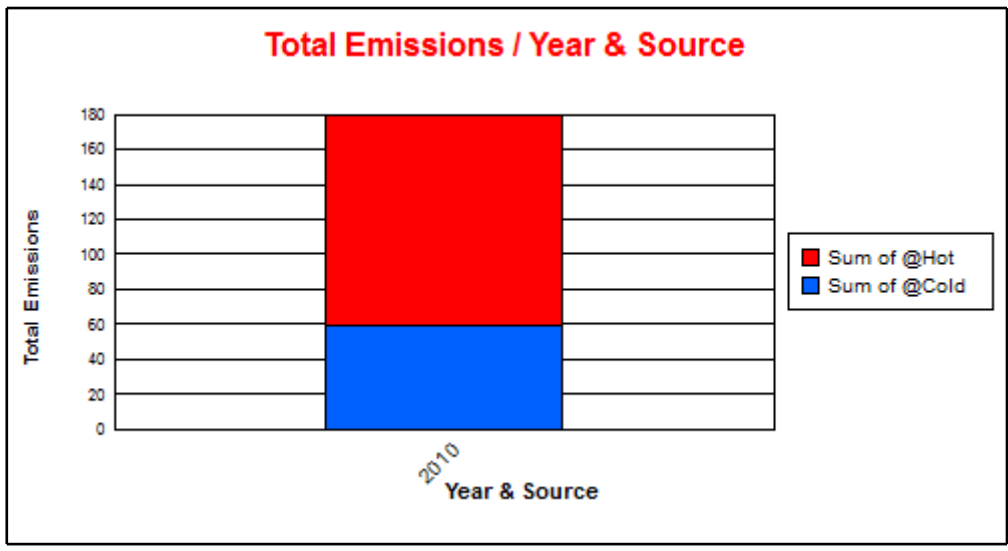
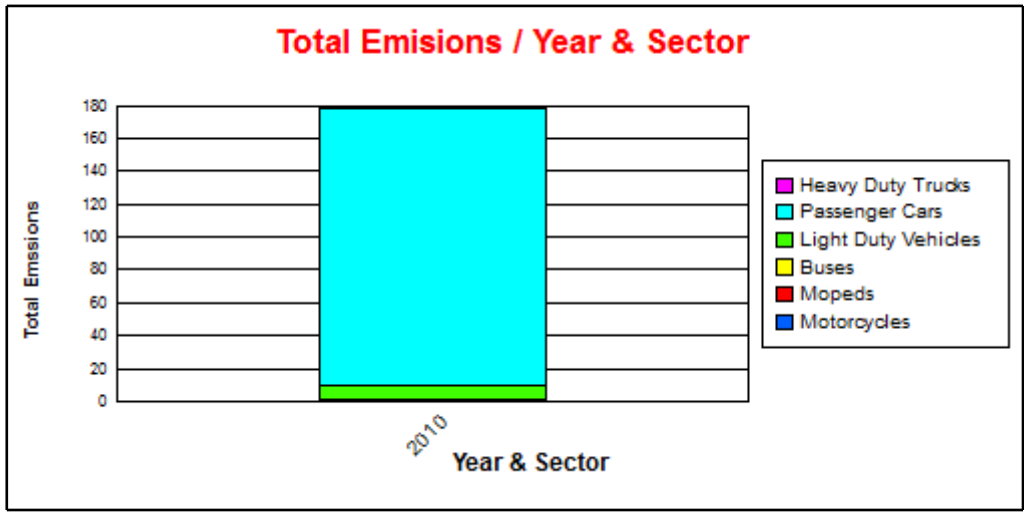
POLLUTANT	YEAR	SECTOR	HOT [t]	COLD START [t]	TOTAL [t]
OM	2010		120,81	59,19	180,00
		Passenger Cars	111,42	56,36	167,78
		Gasoline <1,4 l	1,51	0,00	1,51
		Gasoline 1,4 - 2,0 l	1,09	0,00	1,09
		Gasoline >2,0 l	0,60	0,00	0,60
		Diesel <2,0 l	81,16	42,27	123,43
		Diesel >2,0 l	27,05	14,09	41,14
		LPG	0,00	0,00	0,00
		Light Duty Vehicles	5,46	2,83	8,30
		Gasoline <3,5t	0,02	0,00	0,02
		Diesel <3,5 t	5,44	2,83	8,27
		Heavy Duty Trucks	2,32	0,00	2,32
		Rigid <=7,5 t	0,25	0,00	0,25
		Rigid 7,5 - 12 t	0,62	0,00	0,62
		Rigid 12 - 14 t	0,66	0,00	0,66
		Rigid 14 - 20 t	0,45	0,00	0,45
		Rigid 20 - 26 t	0,33	0,00	0,33
		Buses	1,34	0,00	1,34
		Urban Buses Standard 15 - 18 t	1,34	0,00	1,34
		Mopeds	0,22	0,00	0,22
		<50 cm ³	0,22	0,00	0,22
		Motorcycles	0,04	0,00	0,04
		2-stroke >50 cm ³	0,03	0,00	0,03
		4-stroke <250 cm ³	0,01	0,00	0,01
		4-stroke 250 - 750 cm ³	0,00	0,00	0,00
		4-stroke >750 cm ³	0,00	0,00	0,00

POLLUTANT YEAR

OM 2010



OM

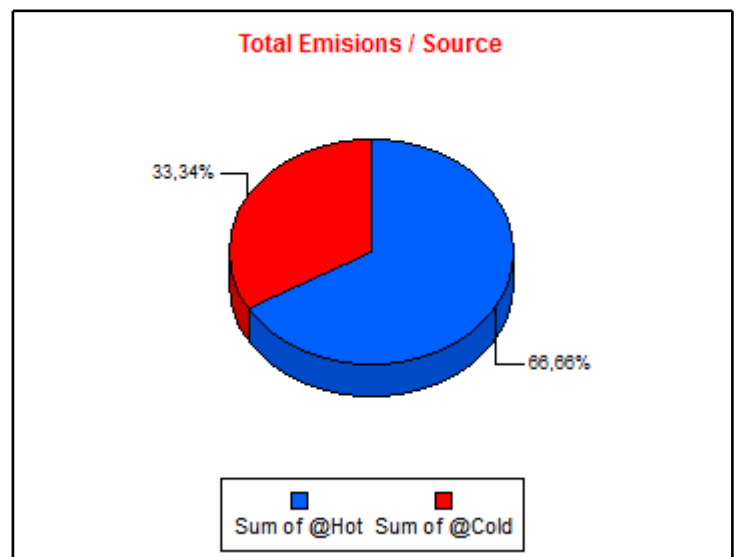
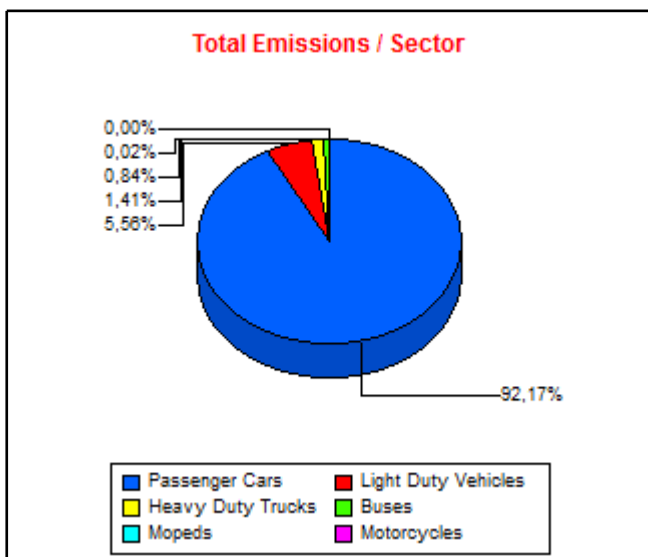


EC

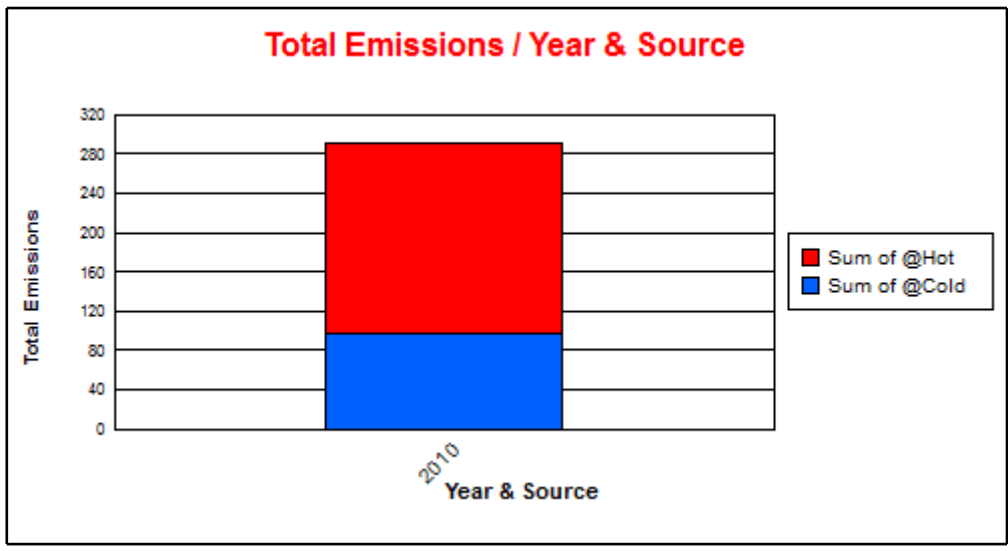
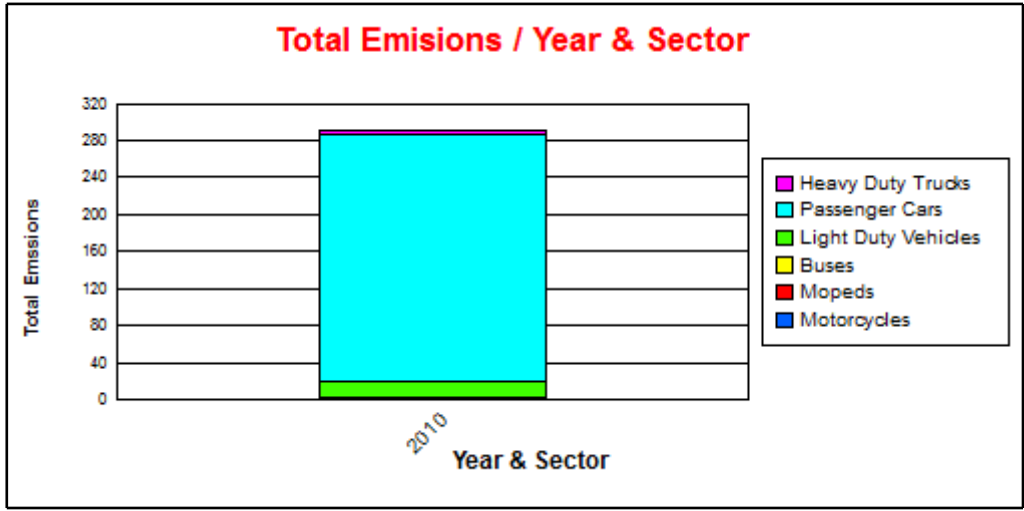
POLLUTANT	YEAR	SECTOR	HOT [t]	COLD START [t]	TOTAL [t]
EC	2010		193,66	96,85	290,51
		Passenger Cars	176,44	91,33	267,77
		Gasoline <1,4 l	0,51	0,00	0,51
		Gasoline 1,4 - 2,0 l	0,38	0,00	0,38
		Gasoline >2,0 l	0,20	0,00	0,20
		Diesel <2,0 l	131,51	68,49	200,01
		Diesel >2,0 l	43,84	22,83	66,67
		LPG	0,00	0,00	0,00
		Light Duty Vehicles	10,62	5,53	16,14
		Gasoline <3,5t	0,01	0,00	0,01
		Diesel <3,5 t	10,61	5,53	16,13
		Heavy Duty Trucks	4,10	0,00	4,10
		Rigid <=7,5 t	0,41	0,00	0,41
		Rigid 7,5 - 12 t	1,10	0,00	1,10
		Rigid 12 - 14 t	1,17	0,00	1,17
		Rigid 14 - 20 t	0,80	0,00	0,80
		Rigid 20 - 26 t	0,62	0,00	0,62
		Buses	2,43	0,00	2,43
		Urban Buses Standard 15 - 18 t	2,43	0,00	2,43
		Mopeds	0,05	0,00	0,05
		<50 cm ³	0,05	0,00	0,05
		Motorcycles	0,01	0,00	0,01
		2-stroke >50 cm ³	0,01	0,00	0,01
		4-stroke <250 cm ³	0,00	0,00	0,00
		4-stroke 250 - 750 cm ³	0,00	0,00	0,00
		4-stroke >750 cm ³	0,00	0,00	0,00

POLLUTANT YEAR

EC 2010



EC

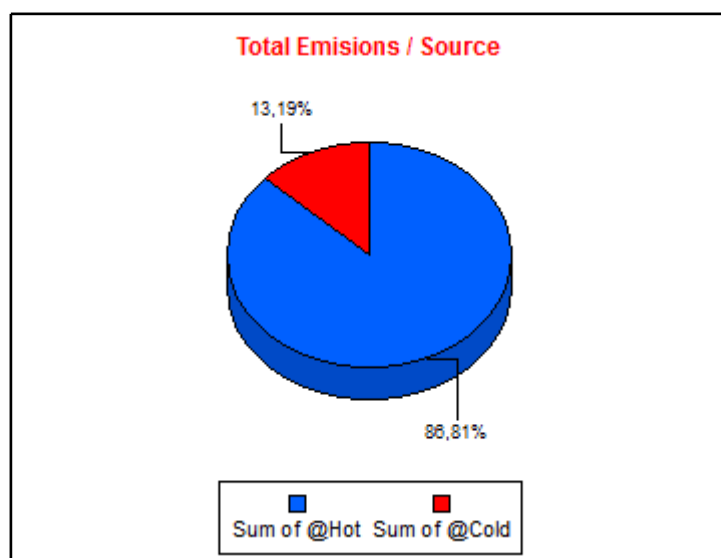
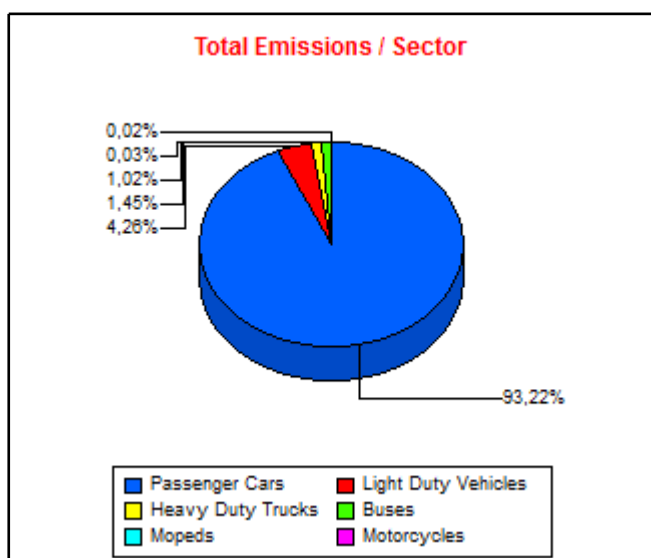


FC

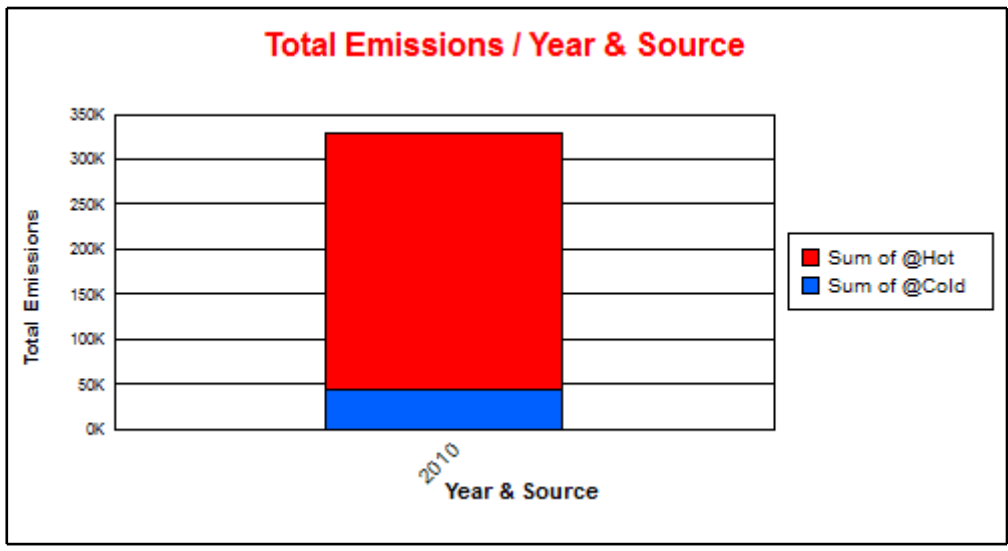
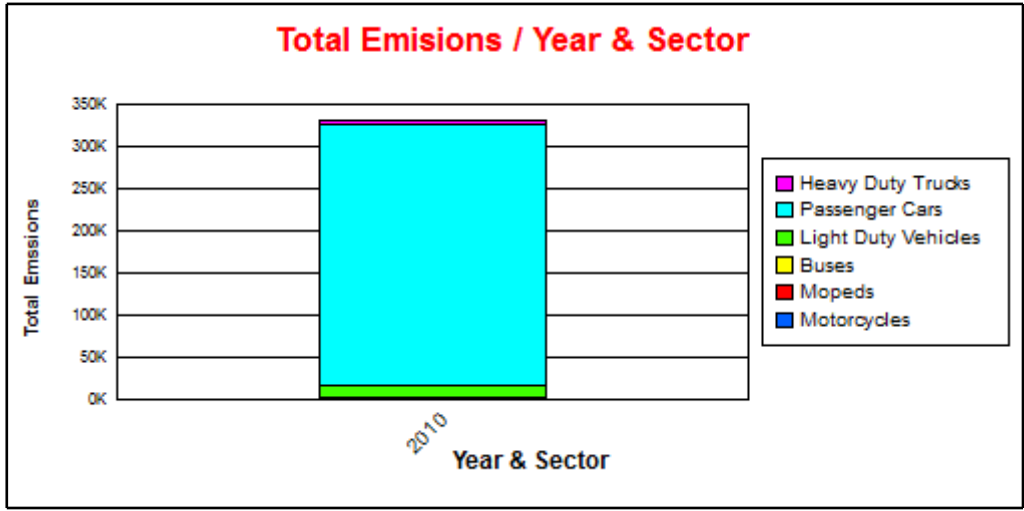
POLLUTANT	YEAR	SECTOR	HOT [t]	COLD START [t]	TOTAL [t]
FC	2010		285.844,15	43.436,14	329.280,28
		Passenger Cars	265.221,00	41.732,12	306.953,13
		Gasoline <1,4 l	45.801,00	8.641,89	54.442,88
		Gasoline 1,4 - 2,0 l	41.367,66	7.877,81	49.245,47
		Gasoline >2,0 l	28.474,43	5.349,66	33.824,09
		Diesel <2,0 l	103.654,04	13.476,35	117.130,39
		Diesel >2,0 l	39.130,61	5.087,48	44.218,09
		LPG	6.793,27	1.298,93	8.092,21
		Light Duty Vehicles	12.307,41	1.704,02	14.011,43
		Gasoline <3,5t	1.697,79	324,63	2.022,42
		Diesel <3,5 t	10.609,62	1.379,39	11.989,01
		Heavy Duty Trucks	4.783,82	0,00	4.783,82
		Rigid <=7,5 t	402,88	0,00	402,88
		Rigid 7,5 - 12 t	1.282,21	0,00	1.282,21
		Rigid 12 - 14 t	1.418,04	0,00	1.418,04
		Rigid 14 - 20 t	913,84	0,00	913,84
		Rigid 20 - 26 t	766,85	0,00	766,85
		Buses	3.373,87	0,00	3.373,87
		Urban Buses Standard 15 - 18 t	3.373,87	0,00	3.373,87
		Mopeds	83,90	0,00	83,90
		<50 cm ³	83,90	0,00	83,90
		Motorcycles	74,14	0,00	74,14
		2-stroke >50 cm ³	21,51	0,00	21,51
		4-stroke <250 cm ³	22,79	0,00	22,79
		4-stroke 250 - 750 cm ³	18,10	0,00	18,10
		4-stroke >750 cm ³	11,73	0,00	11,73

POLLUTANT YEAR

FC 2010



FC

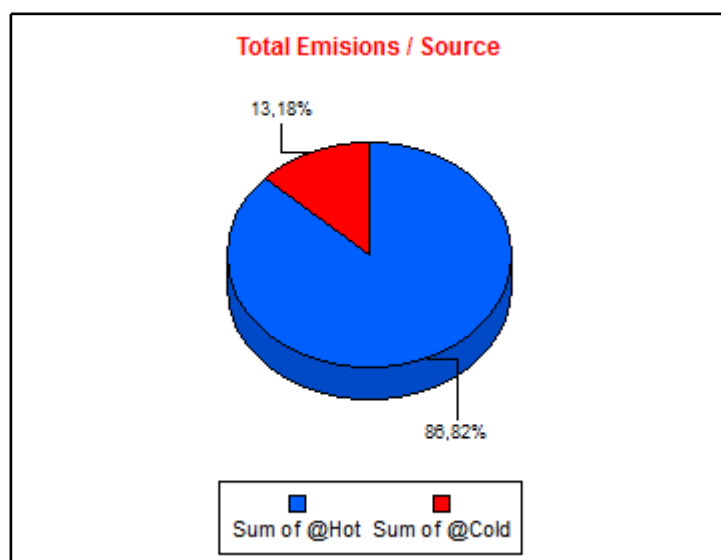
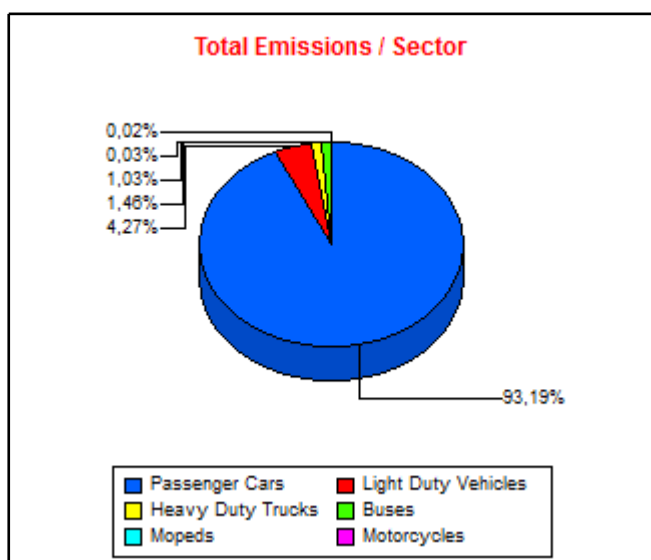


CO2

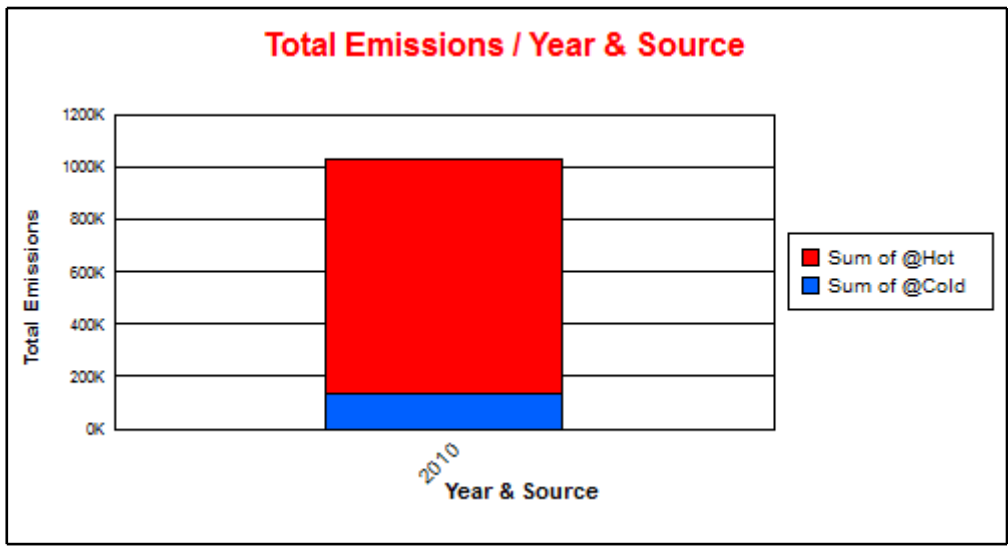
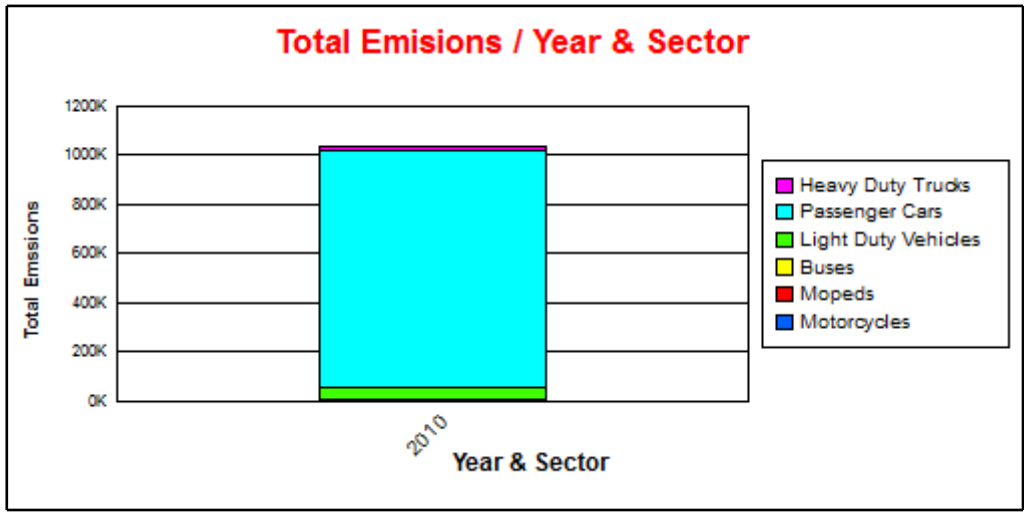
POLLUTANT	YEAR	SECTOR	HOT [t]	COLD START [t]	TOTAL [t]
CO2	2010		895.922,60	135.962,14	1.031.884,74
		Passenger Cars	831.009,59	130.607,11	961.616,70
		Gasoline <1,4 l	142.834,66	26.952,04	169.786,70
		Gasoline 1,4 - 2,0 l	128.902,39	24.547,73	153.450,12
		Gasoline >2,0 l	88.772,37	16.679,35	105.451,72
		Diesel <2,0 l	326.647,37	42.468,34	369.115,71
		Diesel >2,0 l	123.313,19	16.032,29	139.345,48
		LPG	20.539,61	3.927,36	24.466,97
		Light Duty Vehicles	38.706,76	5.355,03	44.061,79
		Gasoline <3,5t	5.272,41	1.008,13	6.280,54
		Diesel <3,5 t	33.434,35	4.346,89	37.781,25
		Heavy Duty Trucks	15.075,37	0,00	15.075,37
		Rigid <=7,5 t	1.269,60	0,00	1.269,60
		Rigid 7,5 - 12 t	4.040,65	0,00	4.040,65
		Rigid 12 - 14 t	4.468,72	0,00	4.468,72
		Rigid 14 - 20 t	2.879,81	0,00	2.879,81
		Rigid 20 - 26 t	2.416,59	0,00	2.416,59
		Buses	10.632,16	0,00	10.632,16
		Urban Buses Standard 15 - 18 t	10.632,16	0,00	10.632,16
		Mopeds	264,77	0,00	264,77
		<50 cm ³	264,77	0,00	264,77
		Motorcycles	233,96	0,00	233,96
		2-stroke >50 cm ³	67,88	0,00	67,88
		4-stroke <250 cm ³	71,93	0,00	71,93
		4-stroke 250 - 750 cm ³	57,13	0,00	57,13
		4-stroke >750 cm ³	37,02	0,00	37,02

POLLUTANT YEAR

CO2 2010



CO2

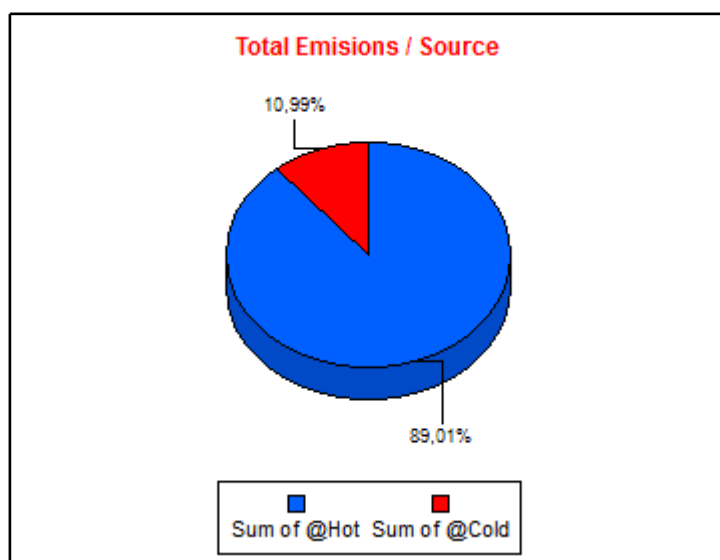
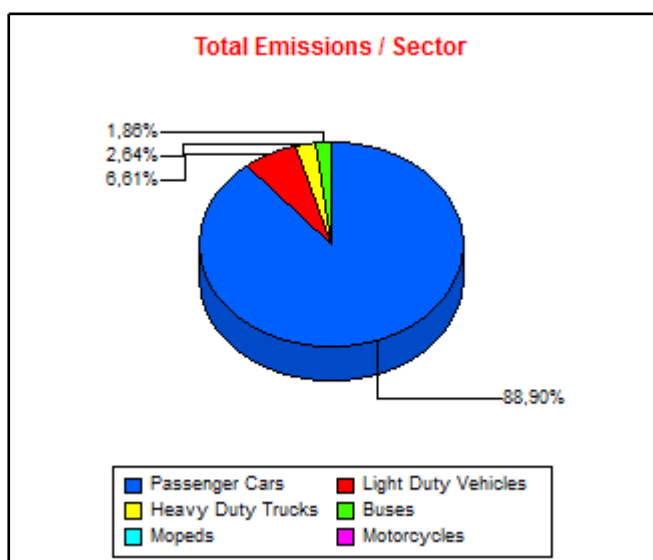


SO2

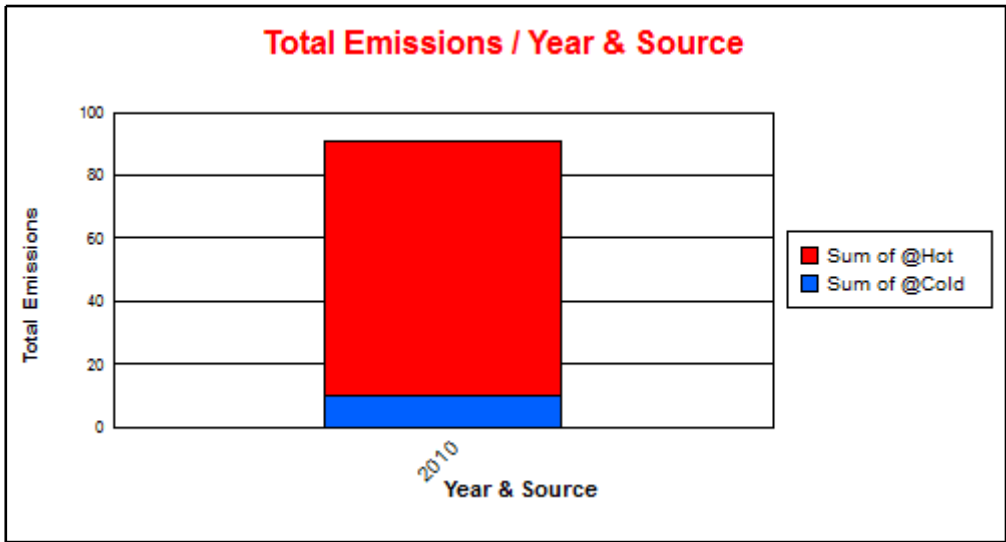
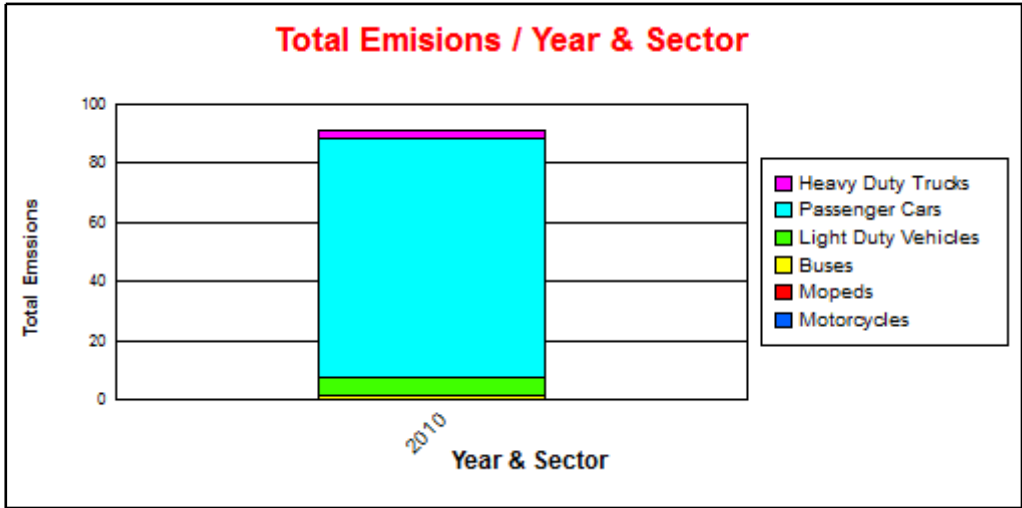
POLLUTANT	YEAR	SECTOR	HOT [t]	COLD START [t]	TOTAL [t]
SO2	2010		80,78	9,97	90,75
		Passenger Cars	71,39	9,28	80,67
		Gasoline <1,4 l	0,00	0,00	0,00
		Gasoline 1,4 - 2,0 l	0,00	0,00	0,00
		Gasoline >2,0 l	0,00	0,00	0,00
		Diesel <2,0 l	51,83	6,74	58,57
		Diesel >2,0 l	19,57	2,54	22,11
		LPG	0,00	0,00	0,00
		Light Duty Vehicles	5,30	0,69	5,99
		Gasoline <3,5t	0,00	0,00	0,00
		Diesel <3,5 t	5,30	0,69	5,99
		Heavy Duty Trucks	2,39	0,00	2,39
		Rigid <=7,5 t	0,20	0,00	0,20
		Rigid 7,5 - 12 t	0,64	0,00	0,64
		Rigid 12 - 14 t	0,71	0,00	0,71
		Rigid 14 - 20 t	0,46	0,00	0,46
		Rigid 20 - 26 t	0,38	0,00	0,38
		Buses	1,69	0,00	1,69
		Urban Buses Standard 15 - 18 t	1,69	0,00	1,69
		Mopeds	0,00	0,00	0,00
		<50 cm ³	0,00	0,00	0,00
		Motorcycles	0,00	0,00	0,00
		2-stroke >50 cm ³	0,00	0,00	0,00
		4-stroke <250 cm ³	0,00	0,00	0,00
		4-stroke 250 - 750 cm ³	0,00	0,00	0,00
		4-stroke >750 cm ³	0,00	0,00	0,00

POLLUTANT YEAR

SO2 2010



SO2



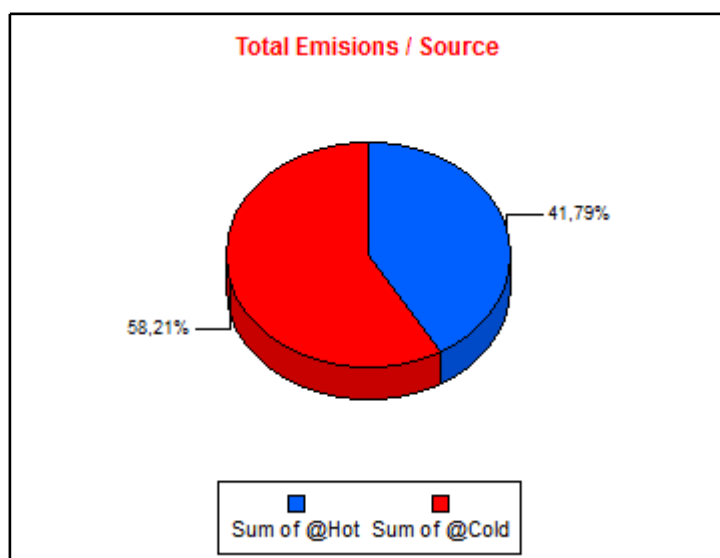
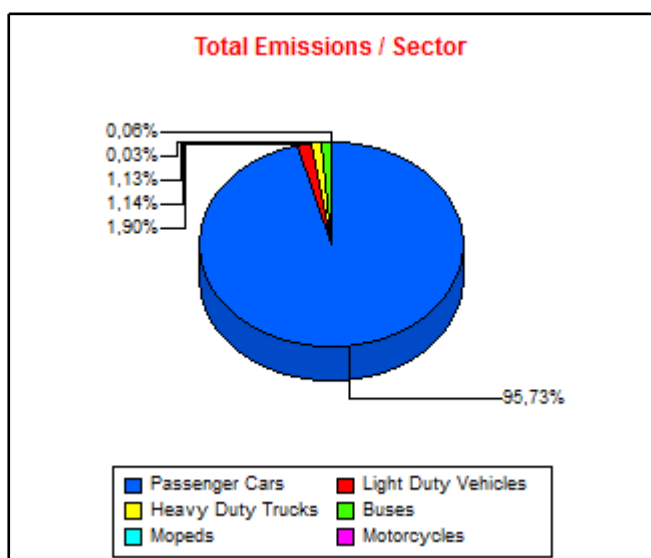
ANEKS B - REZULTATI PRORAČUNA EMISIJA ZA XII TRANSVERZALU

CO

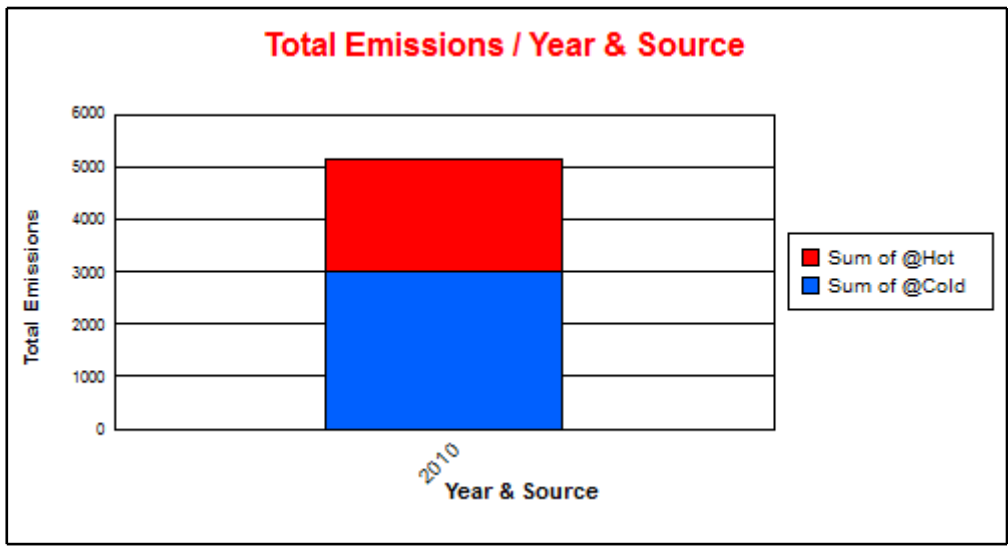
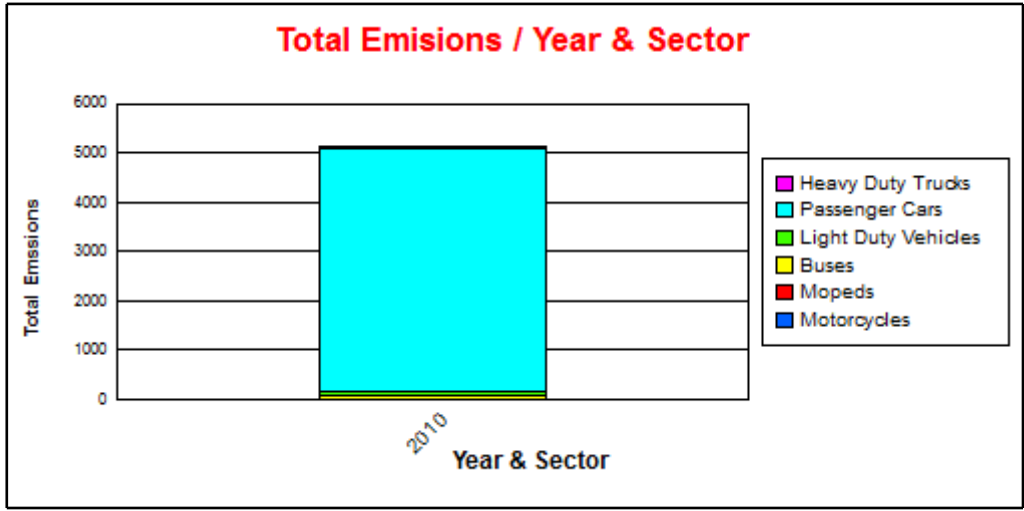
POLLUTANT	YEAR	SECTOR	HOT [t]	COLD START [t]	TOTAL [t]
CO	2010		2.146,90	2.990,79	5.137,69
		Passenger Cars	1.975,25	2.943,04	4.918,29
		Gasoline <1,4 l	779,89	1.438,12	2.218,00
		Gasoline 1,4 - 2,0 l	503,17	874,68	1.377,84
		Gasoline >2,0 l	311,96	402,67	714,63
		Diesel <2,0 l	258,10	76,12	334,22
		Diesel >2,0 l	86,03	25,37	111,41
		LPG	36,10	126,08	162,18
		Light Duty Vehicles	49,99	47,75	97,74
		Gasoline <3,5t	18,13	38,35	56,48
		Diesel <3,5 t	31,86	9,40	41,26
		Heavy Duty Trucks	58,80	0,00	58,80
		Rigid <=7,5 t	5,73	0,00	5,73
		Rigid 7,5 - 12 t	15,94	0,00	15,94
		Rigid 12 - 14 t	17,34	0,00	17,34
		Rigid 14 - 20 t	11,83	0,00	11,83
		Rigid 20 - 26 t	7,95	0,00	7,95
		Buses	58,05	0,00	58,05
		Urban Buses Standard 15 - 18 t	58,05	0,00	58,05
		Mopeds	1,48	0,00	1,48
		<50 cm ³	1,48	0,00	1,48
		Motorcycles	3,32	0,00	3,32
		2-stroke >50 cm ³	1,45	0,00	1,45
		4-stroke <250 cm ³	1,17	0,00	1,17
		4-stroke 250 - 750 cm ³	0,46	0,00	0,46
		4-stroke >750 cm ³	0,23	0,00	0,23

POLLUTANT YEAR

CO 2010



CO

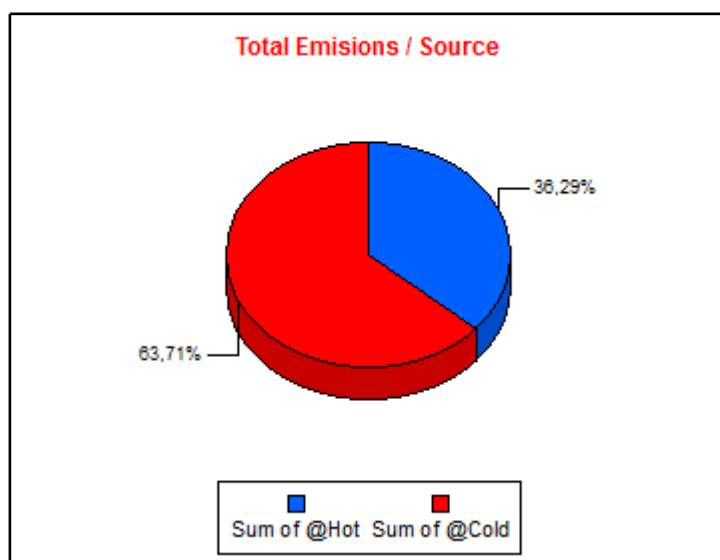
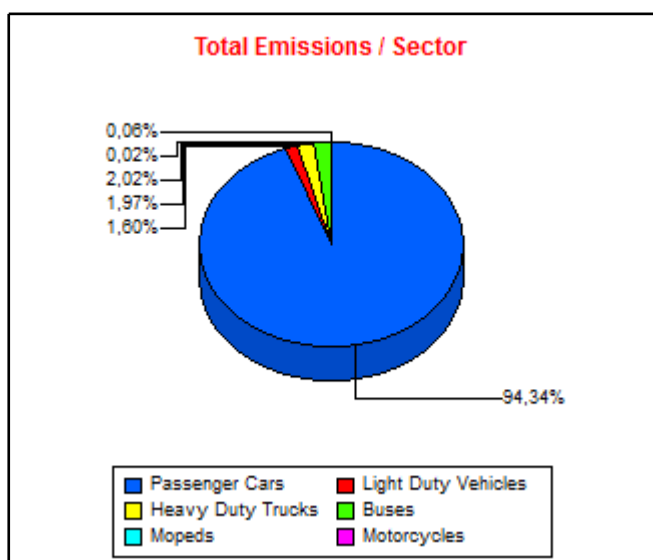


CH4

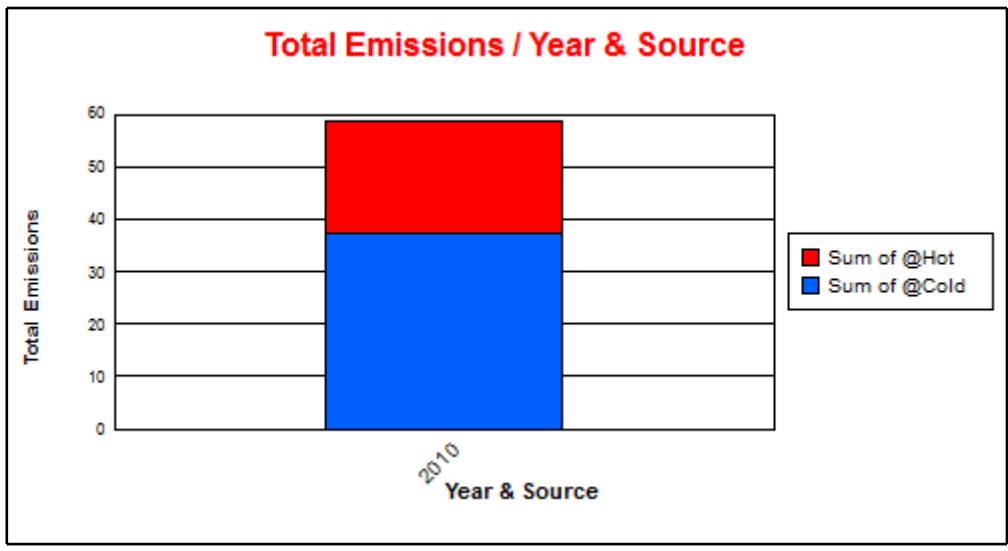
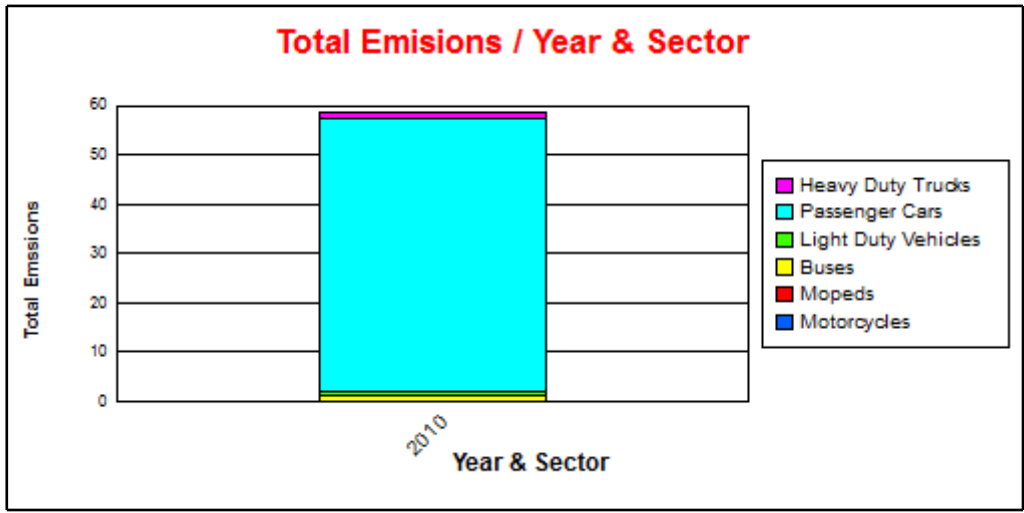
POLLUTANT	YEAR	SECTOR	HOT [t]	COLD START [t]	TOTAL [t]
CH4	2010		21,31	37,42	58,72
		Passenger Cars	18,55	36,85	55,40
		Gasoline <1,4 l	5,61	13,96	19,57
		Gasoline 1,4 - 2,0 l	3,64	9,79	13,43
		Gasoline >2,0 l	2,25	5,58	7,83
		Diesel <2,0 l	4,81	4,41	9,22
		Diesel >2,0 l	1,60	1,47	3,07
		LPG	0,63	1,65	2,28
		Light Duty Vehicles	0,38	0,56	0,94
		Gasoline <3,5t	0,04	0,25	0,29
		Diesel <3,5 t	0,34	0,31	0,65
		Heavy Duty Trucks	1,16	0,00	1,16
		Rigid <=7,5 t	0,14	0,00	0,14
		Rigid 7,5 - 12 t	0,27	0,00	0,27
		Rigid 12 - 14 t	0,27	0,00	0,27
		Rigid 14 - 20 t	0,28	0,00	0,28
		Rigid 20 - 26 t	0,19	0,00	0,19
		Buses	1,19	0,00	1,19
		Urban Buses Standard 15 - 18 t	1,19	0,00	1,19
		Mopeds	0,01	0,00	0,01
		<50 cm ³	0,01	0,00	0,01
		Motorcycles	0,03	0,00	0,03
		2-stroke >50 cm ³	0,00	0,00	0,00
		4-stroke <250 cm ³	0,02	0,00	0,02
		4-stroke 250 - 750 cm ³	0,01	0,00	0,01
		4-stroke >750 cm ³	0,00	0,00	0,00

POLLUTANT YEAR

CH4 2010



CH4

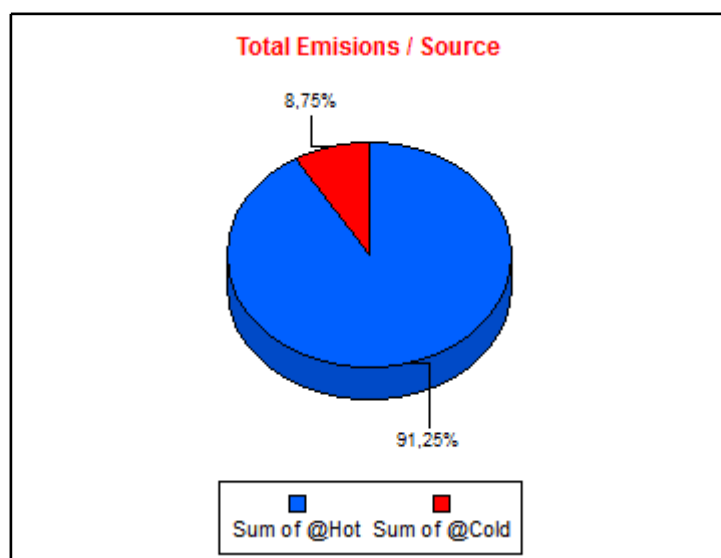
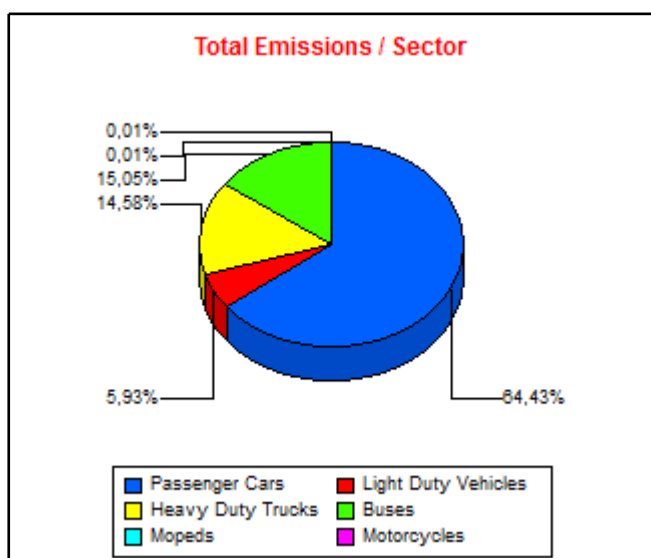


NOX

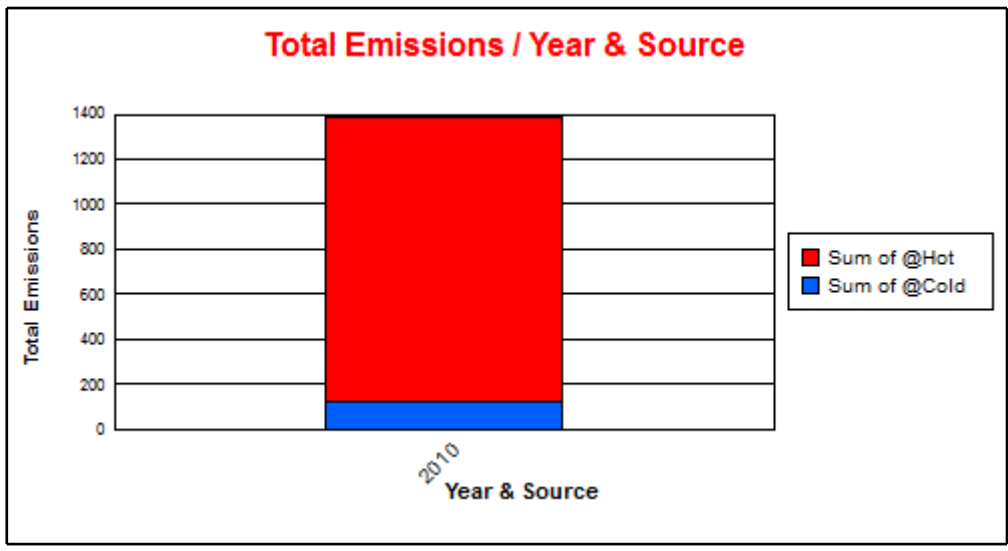
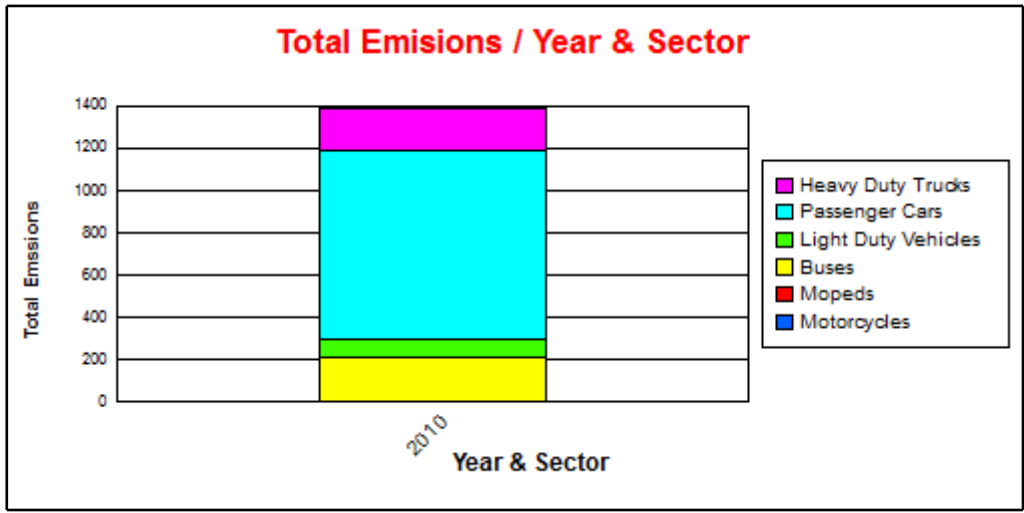
POLLUTANT	YEAR	SECTOR	HOT [t]	COLD START [t]	TOTAL [t]
NOX	2010		1.266,00	121,34	1.387,35
		Passenger Cars	779,53	114,32	893,85
		Gasoline <1,4 l	132,20	32,66	164,86
		Gasoline 1,4 - 2,0 l	99,88	25,36	125,23
		Gasoline >2,0 l	68,17	10,62	78,79
		Diesel <2,0 l	330,28	26,94	357,22
		Diesel >2,0 l	141,78	11,57	153,34
		LPG	7,22	7,18	14,40
		Light Duty Vehicles	75,25	7,02	82,27
		Gasoline <3,5t	0,95	0,96	1,91
		Diesel <3,5 t	74,31	6,06	80,37
		Heavy Duty Trucks	202,23	0,00	202,23
		Rigid <=7,5 t	15,17	0,00	15,17
		Rigid 7,5 - 12 t	53,70	0,00	53,70
		Rigid 12 - 14 t	61,60	0,00	61,60
		Rigid 14 - 20 t	39,90	0,00	39,90
		Rigid 20 - 26 t	31,85	0,00	31,85
		Buses	208,73	0,00	208,73
		Urban Buses Standard 15 - 18 t	208,73	0,00	208,73
		Mopeds	0,16	0,00	0,16
		<50 cm ³	0,16	0,00	0,16
		Motorcycles	0,10	0,00	0,10
		2-stroke >50 cm ³	0,01	0,00	0,01
		4-stroke <250 cm ³	0,07	0,00	0,07
		4-stroke 250 - 750 cm ³	0,01	0,00	0,01
		4-stroke >750 cm ³	0,01	0,00	0,01

POLLUTANT YEAR

NOX 2010



NOX

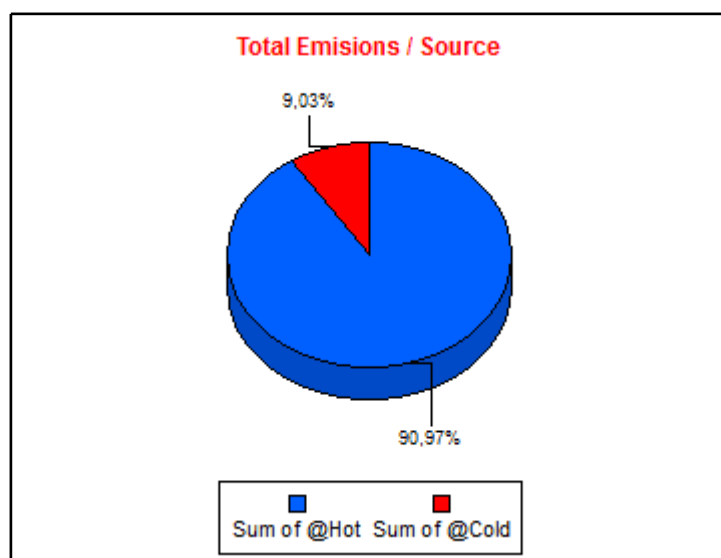
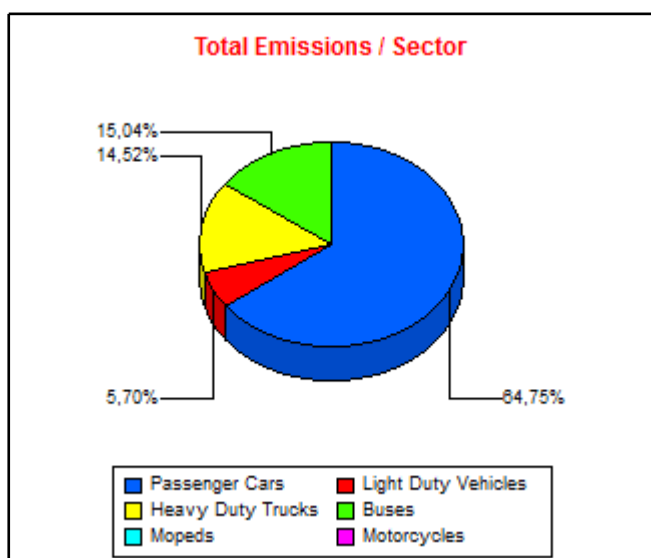


NO

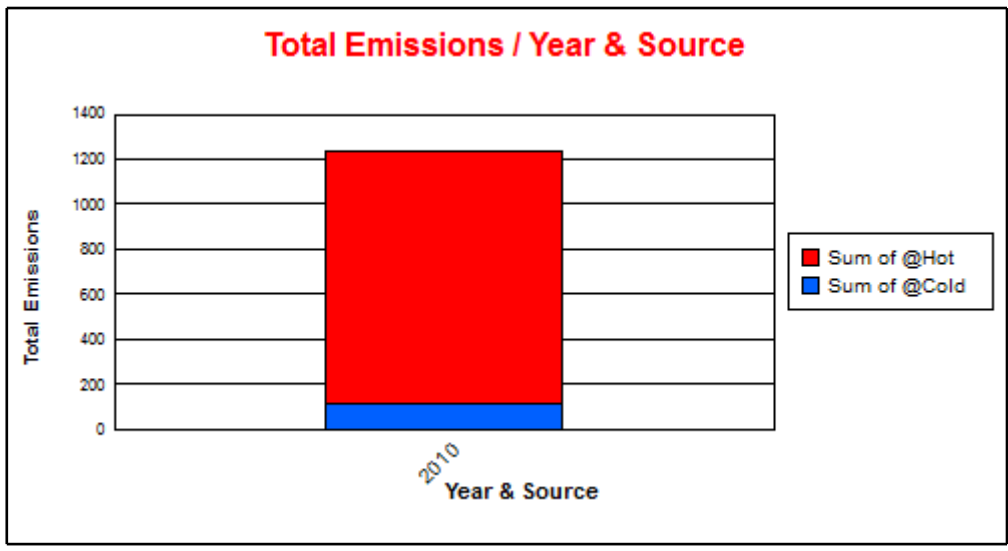
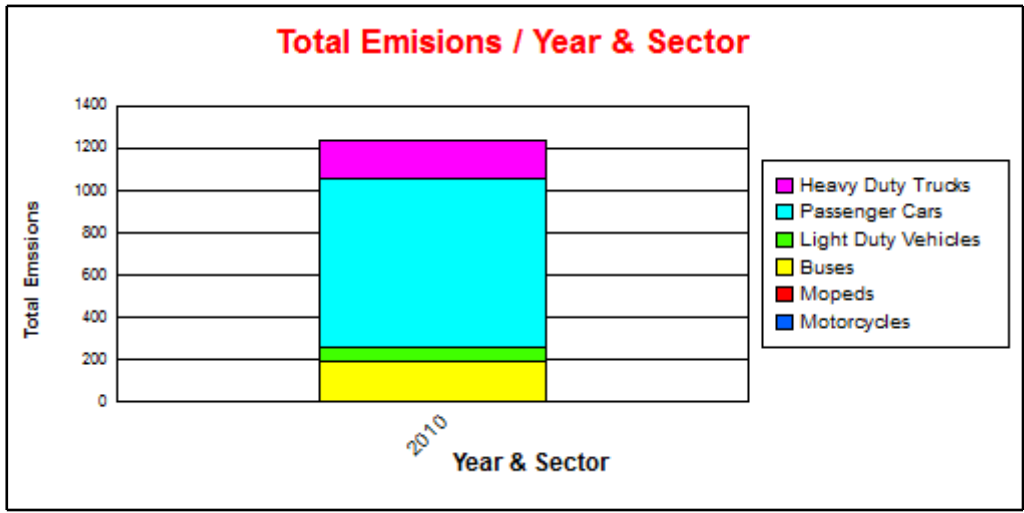
POLLUTANT	YEAR	SECTOR	HOT [t]	COLD START [t]	TOTAL [t]
NO	2010		1.122,03	111,38	1.233,41
		Passenger Cars	693,29	105,29	798,58
		Gasoline <1,4 l	126,97	31,40	158,38
		Gasoline 1,4 - 2,0 l	95,93	24,39	120,31
		Gasoline >2,0 l	65,46	10,21	75,68
		Diesel <2,0 l	277,40	22,63	300,03
		Diesel >2,0 l	120,67	9,84	130,51
		LPG	6,86	6,82	13,68
		Light Duty Vehicles	64,17	6,08	70,26
		Gasoline <3,5t	0,91	0,92	1,83
		Diesel <3,5 t	63,26	5,16	68,42
		Heavy Duty Trucks	179,08	0,00	179,08
		Rigid <=7,5 t	13,43	0,00	13,43
		Rigid 7,5 - 12 t	47,57	0,00	47,57
		Rigid 12 - 14 t	54,55	0,00	54,55
		Rigid 14 - 20 t	35,33	0,00	35,33
		Rigid 20 - 26 t	28,20	0,00	28,20
		Buses	185,48	0,00	185,48
		Urban Buses Standard 15 - 18 t	185,48	0,00	185,48
		Mopeds	0,00	0,00	0,00
		<50 cm ³	0,00	0,00	0,00
		Motorcycles	0,00	0,00	0,00
		2-stroke >50 cm ³	0,00	0,00	0,00
		4-stroke <250 cm ³	0,00	0,00	0,00
		4-stroke 250 - 750 cm ³	0,00	0,00	0,00
		4-stroke >750 cm ³	0,00	0,00	0,00

POLLUTANT YEAR

NO 2010



NO

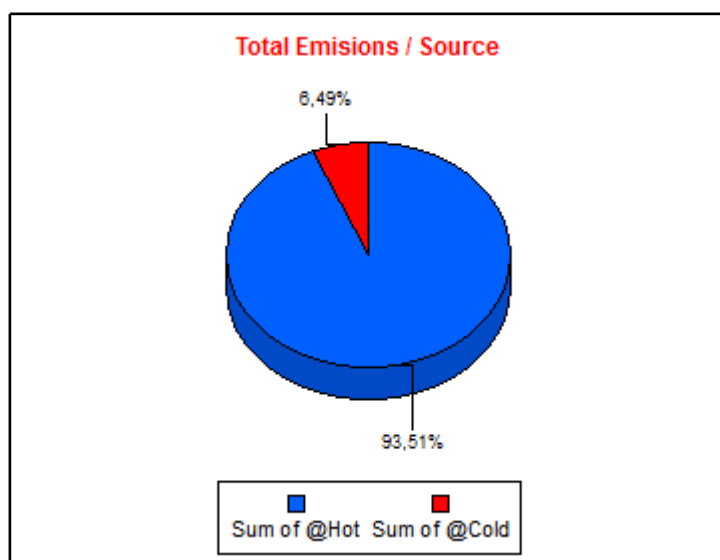
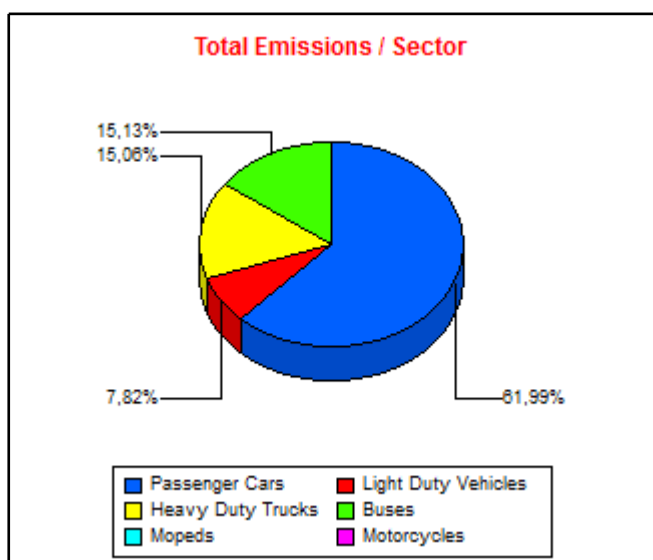


NO2

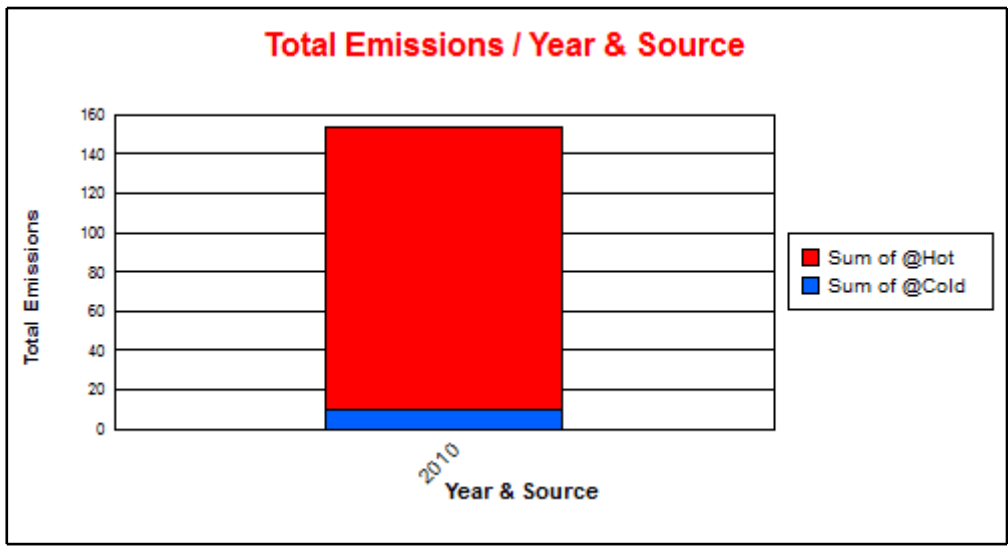
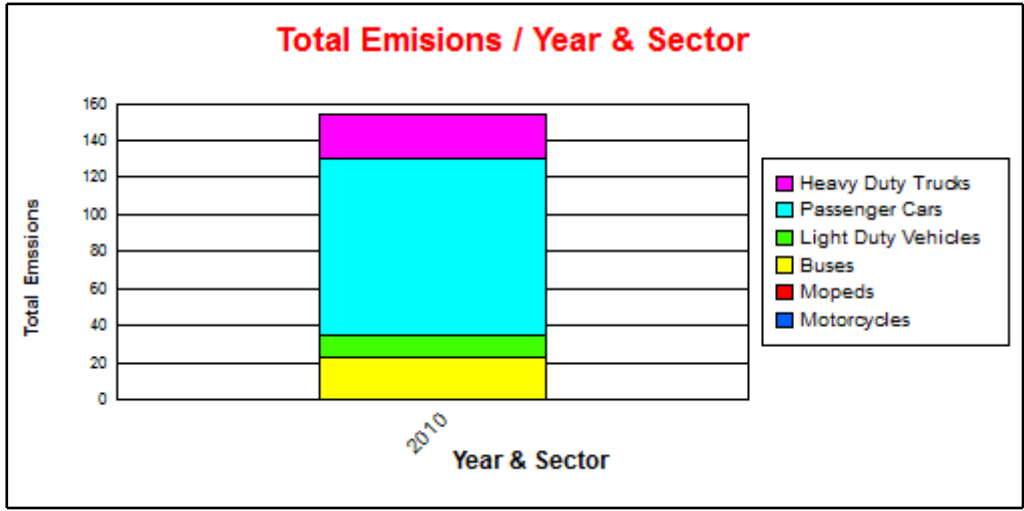
POLLUTANT	YEAR	SECTOR	HOT [t]	COLD START [t]	TOTAL [t]
NO2	2010		143,72	9,97	153,69
		Passenger Cars	86,24	9,03	95,27
		Gasoline <1,4 l	5,23	1,25	6,48
		Gasoline 1,4 - 2,0 l	3,95	0,97	4,92
		Gasoline >2,0 l	2,70	0,41	3,11
		Diesel <2,0 l	52,88	4,31	57,20
		Diesel >2,0 l	21,11	1,72	22,84
		LPG	0,36	0,36	0,72
		Light Duty Vehicles	11,08	0,94	12,02
		Gasoline <3,5t	0,04	0,04	0,07
		Diesel <3,5 t	11,04	0,90	11,95
		Heavy Duty Trucks	23,15	0,00	23,15
		Rigid <=7,5 t	1,74	0,00	1,74
		Rigid 7,5 - 12 t	6,14	0,00	6,14
		Rigid 12 - 14 t	7,05	0,00	7,05
		Rigid 14 - 20 t	4,57	0,00	4,57
		Rigid 20 - 26 t	3,65	0,00	3,65
		Buses	23,25	0,00	23,25
		Urban Buses Standard 15 - 18 t	23,25	0,00	23,25
		Mopeds	0,00	0,00	0,00
		<50 cm ³	0,00	0,00	0,00
		Motorcycles	0,00	0,00	0,00
		2-stroke >50 cm ³	0,00	0,00	0,00
		4-stroke <250 cm ³	0,00	0,00	0,00
		4-stroke 250 - 750 cm ³	0,00	0,00	0,00
		4-stroke >750 cm ³	0,00	0,00	0,00

POLLUTANT YEAR

NO2 2010



NO2

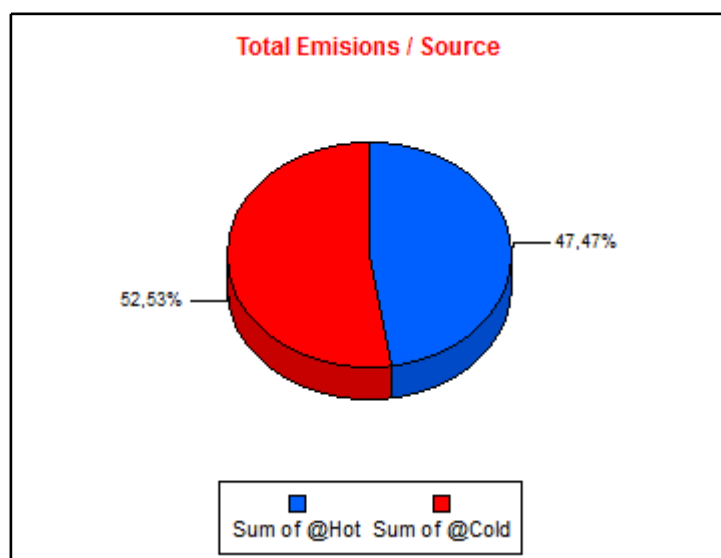
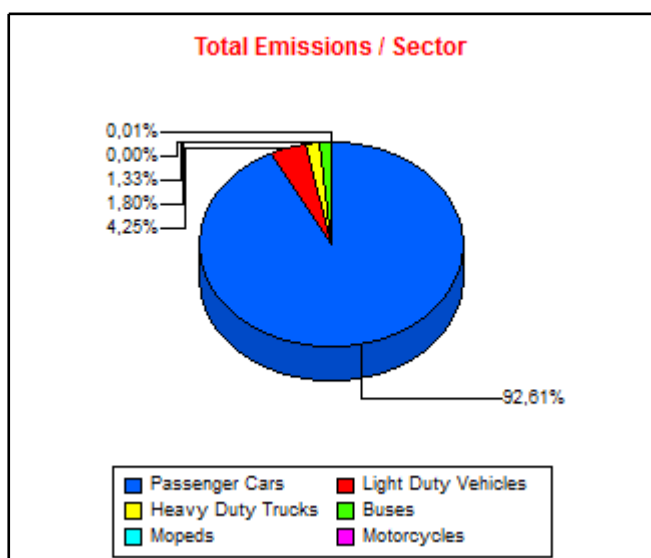


N2O

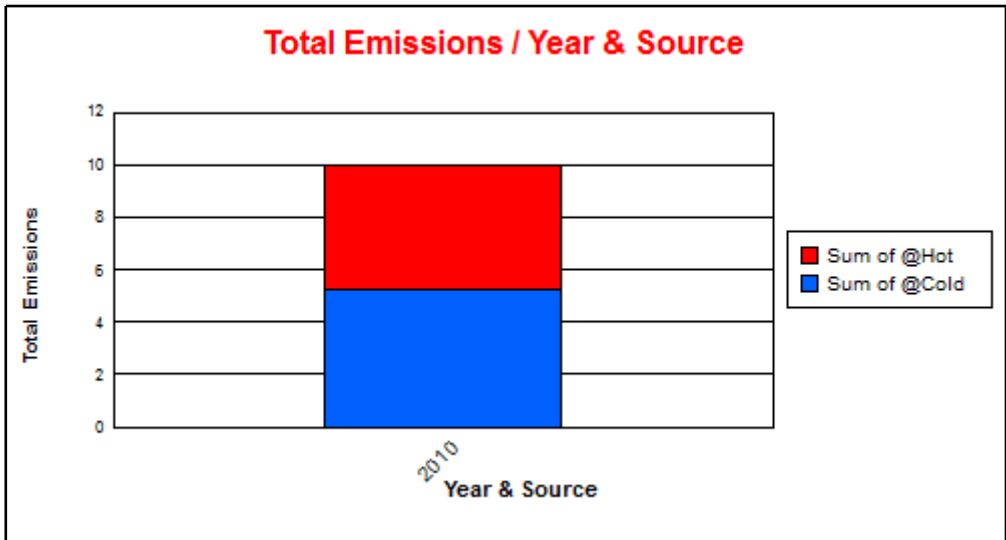
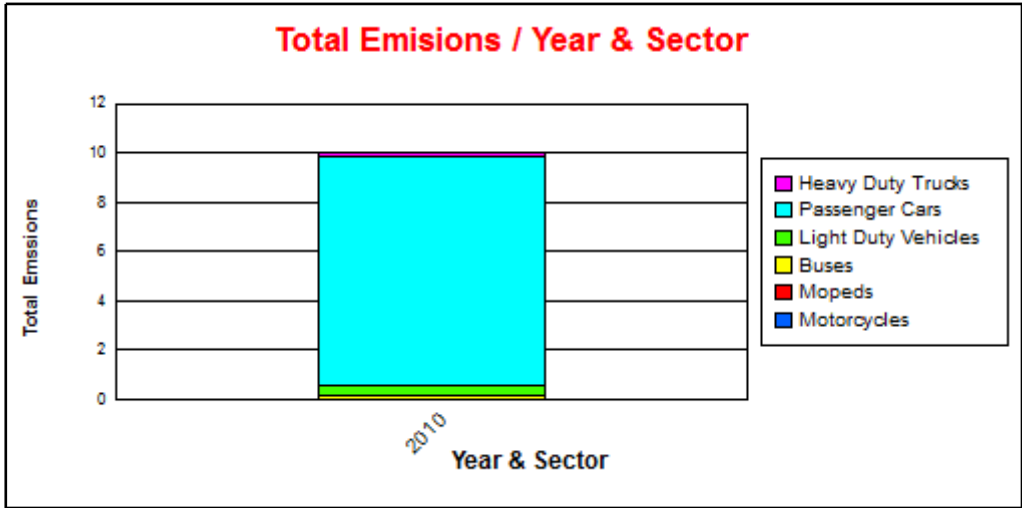
POLLUTANT	YEAR	SECTOR	HOT [t]	COLD START [t]	TOTAL [t]
N2O	2010		4,75	5,26	10,01
		Passenger Cars	4,29	4,98	9,27
		Gasoline <1,4 l	1,49	1,57	3,05
		Gasoline 1,4 - 2,0 l	1,12	1,18	2,31
		Gasoline >2,0 l	0,59	0,63	1,22
		Diesel <2,0 l	0,63	0,86	1,50
		Diesel >2,0 l	0,21	0,29	0,50
		LPG	0,24	0,46	0,70
		Light Duty Vehicles	0,15	0,28	0,43
		Gasoline <3,5t	0,06	0,15	0,21
		Diesel <3,5 t	0,09	0,12	0,22
		Heavy Duty Trucks	0,18	0,00	0,18
		Rigid <=7,5 t	0,02	0,00	0,02
		Rigid 7,5 - 12 t	0,05	0,00	0,05
		Rigid 12 - 14 t	0,06	0,00	0,06
		Rigid 14 - 20 t	0,03	0,00	0,03
		Rigid 20 - 26 t	0,02	0,00	0,02
		Buses	0,13	0,00	0,13
		Urban Buses Standard 15 - 18 t	0,13	0,00	0,13
		Mopeds	0,00	0,00	0,00
		<50 cm ³	0,00	0,00	0,00
		Motorcycles	0,00	0,00	0,00
		2-stroke >50 cm ³	0,00	0,00	0,00
		4-stroke <250 cm ³	0,00	0,00	0,00
		4-stroke 250 - 750 cm ³	0,00	0,00	0,00
		4-stroke >750 cm ³	0,00	0,00	0,00

POLLUTANT YEAR

N2O 2010



N2O

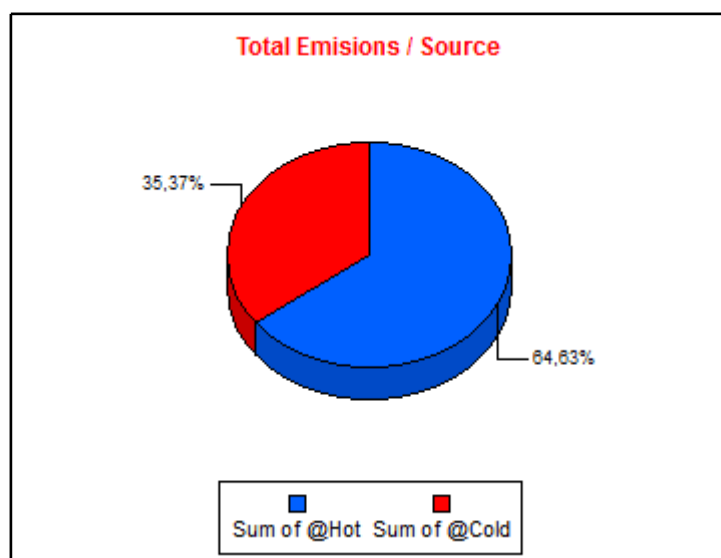
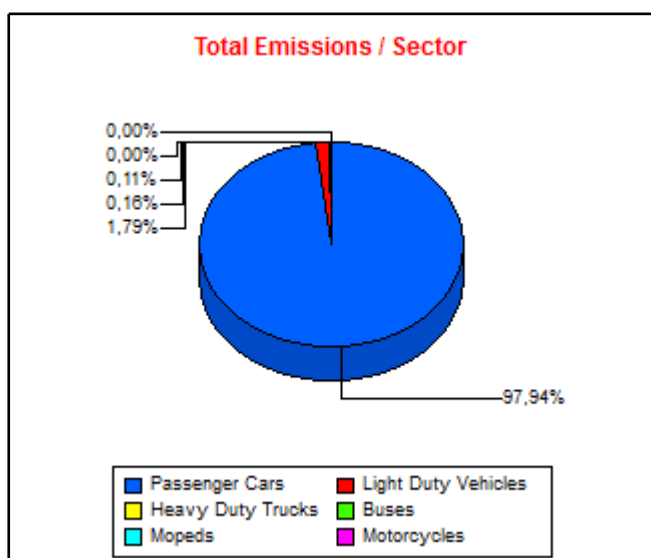


NH3

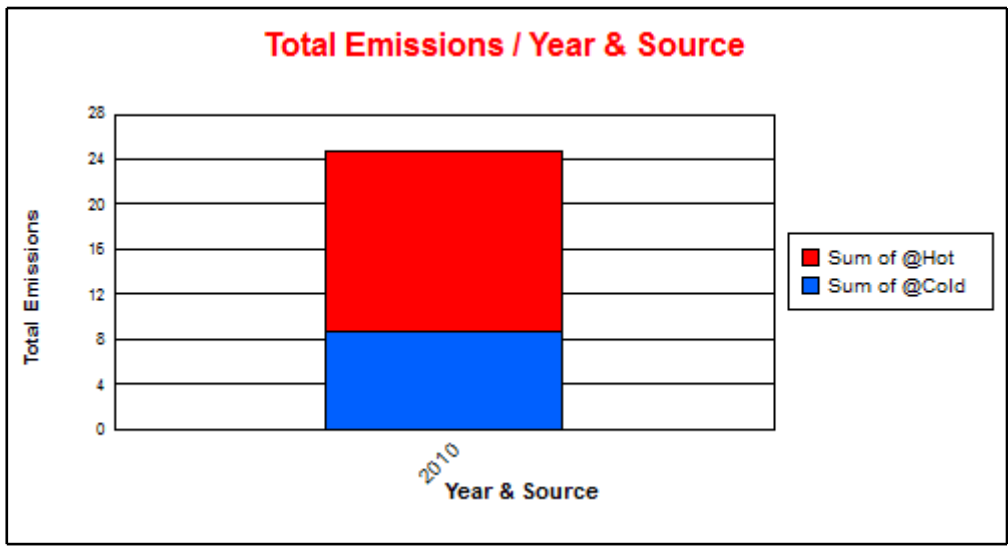
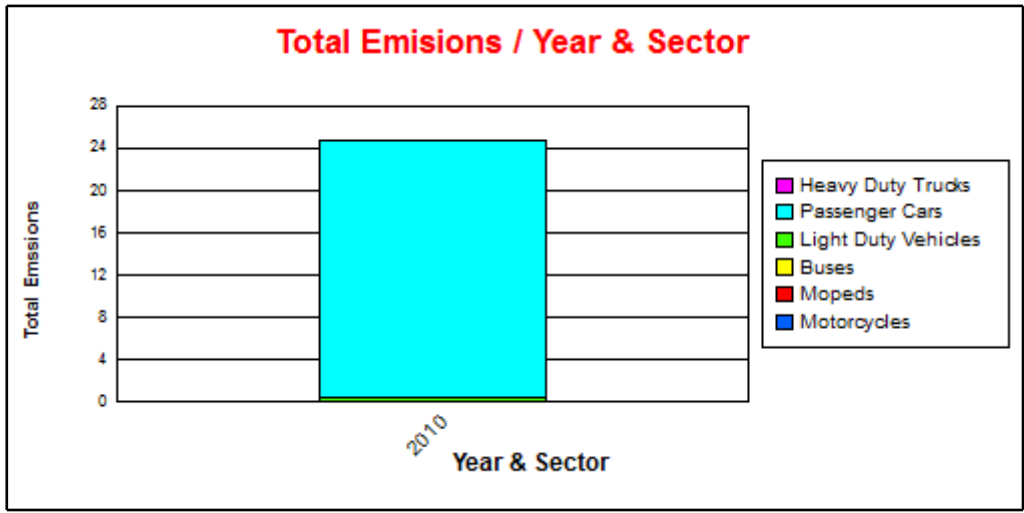
POLLUTANT	YEAR	SECTOR	HOT [t]	COLD START [t]	TOTAL [t]
NH3	2010		16,00	8,76	24,76
		Passenger Cars	15,63	8,62	24,25
		Gasoline <1,4 l	6,38	3,45	9,82
		Gasoline 1,4 - 2,0 l	5,09	2,74	7,83
		Gasoline >2,0 l	2,55	1,38	3,93
		Diesel <2,0 l	0,26	0,28	0,54
		Diesel >2,0 l	0,09	0,09	0,18
		LPG	1,26	0,68	1,94
		Light Duty Vehicles	0,30	0,14	0,44
		Gasoline <3,5t	0,28	0,11	0,39
		Diesel <3,5 t	0,03	0,03	0,05
		Heavy Duty Trucks	0,04	0,00	0,04
		Rigid <=7,5 t	0,01	0,00	0,01
		Rigid 7,5 - 12 t	0,01	0,00	0,01
		Rigid 12 - 14 t	0,01	0,00	0,01
		Rigid 14 - 20 t	0,01	0,00	0,01
		Rigid 20 - 26 t	0,00	0,00	0,00
		Buses	0,03	0,00	0,03
		Urban Buses Standard 15 - 18 t	0,03	0,00	0,03
		Mopeds	0,00	0,00	0,00
		<50 cm ³	0,00	0,00	0,00
		Motorcycles	0,00	0,00	0,00
		2-stroke >50 cm ³	0,00	0,00	0,00
		4-stroke <250 cm ³	0,00	0,00	0,00
		4-stroke 250 - 750 cm ³	0,00	0,00	0,00
		4-stroke >750 cm ³	0,00	0,00	0,00

POLLUTANT YEAR

NH3 2010



NH3

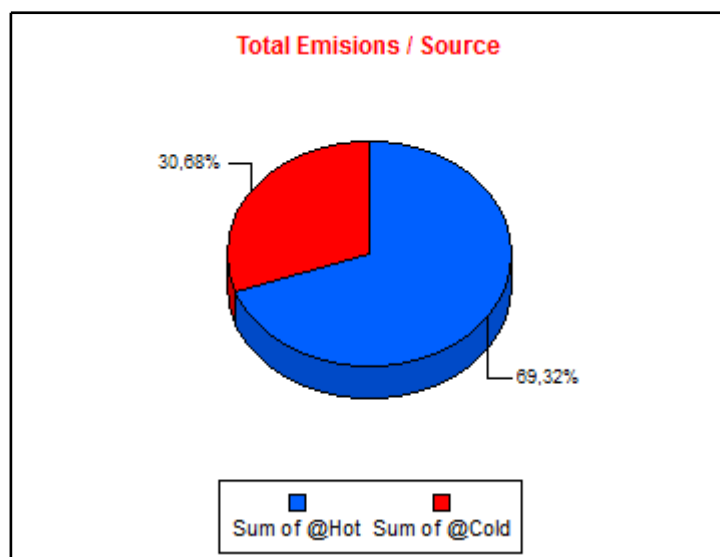
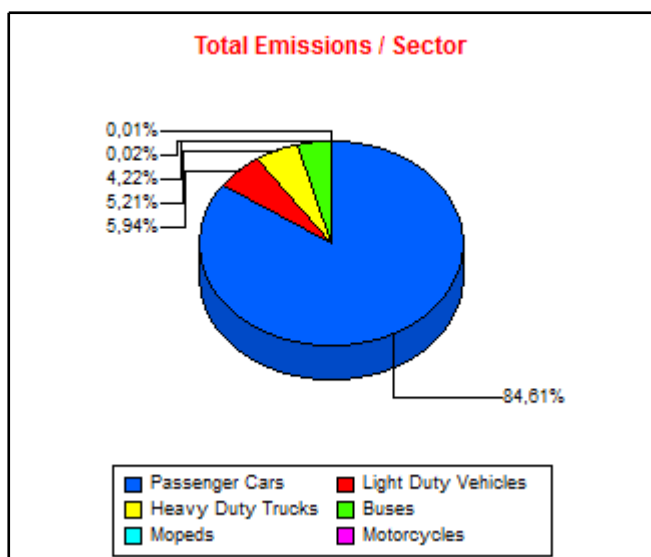


**PM
(exhaust)**

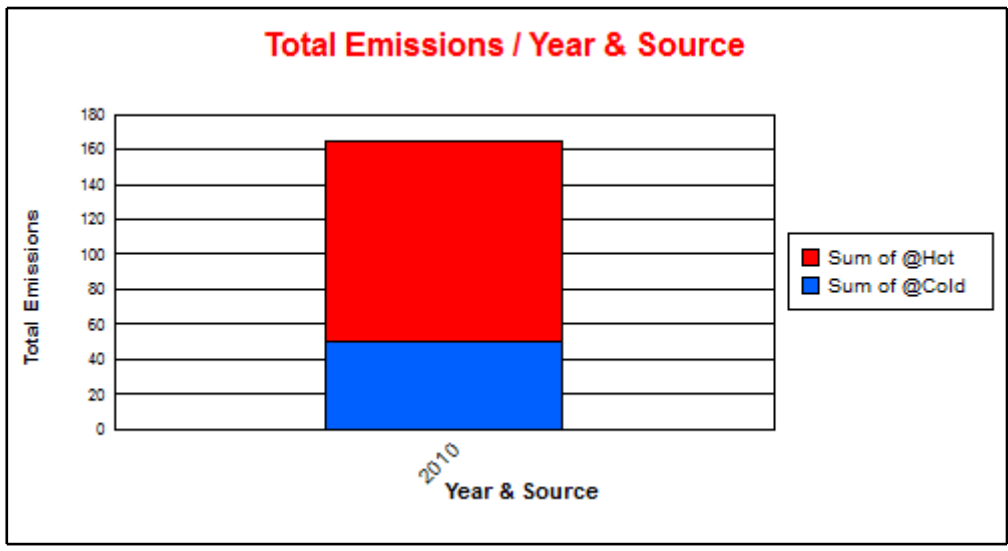
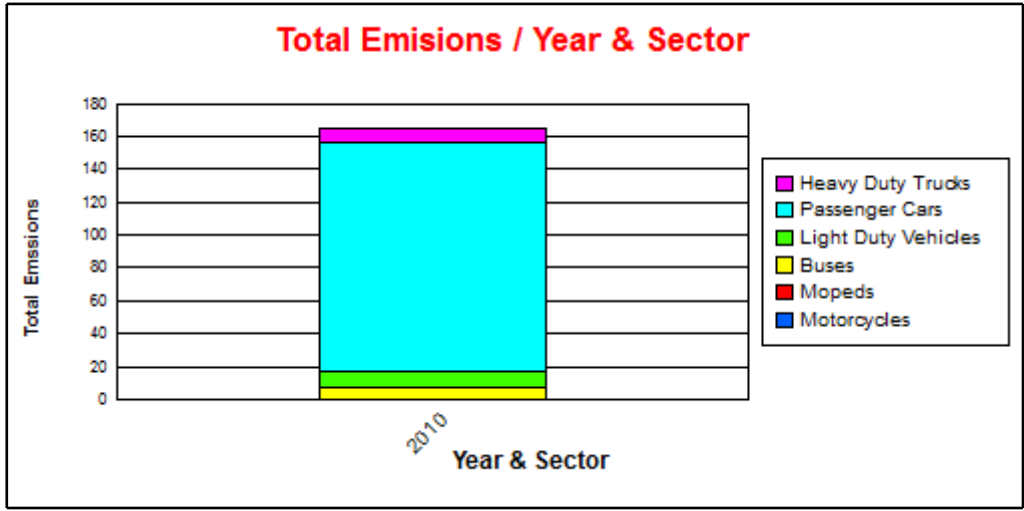
POLLUTANT	YEAR	SECTOR	HOT [t]	COLD START [t]	TOTAL [t]
PM (exhaust)	2010		114,23	50,55	164,78
		Passenger Cars	92,22	47,20	139,42
		Gasoline <1,4 l	0,70	0,00	0,70
		Gasoline 1,4 - 2,0 l	0,52	0,00	0,52
		Gasoline >2,0 l	0,28	0,00	0,28
		Diesel <2,0 l	67,97	35,40	103,37
		Diesel >2,0 l	22,66	11,80	34,46
		LPG	0,10	0,00	0,10
		Light Duty Vehicles	6,44	3,35	9,78
		Gasoline <3,5t	0,02	0,00	0,02
		Diesel <3,5 t	6,42	3,35	9,77
		Heavy Duty Trucks	8,58	0,00	8,58
		Rigid <=7,5 t	0,89	0,00	0,89
		Rigid 7,5 - 12 t	2,30	0,00	2,30
		Rigid 12 - 14 t	2,45	0,00	2,45
		Rigid 14 - 20 t	1,67	0,00	1,67
		Rigid 20 - 26 t	1,28	0,00	1,28
		Buses	6,95	0,00	6,95
		Urban Buses Standard 15 - 18 t	6,95	0,00	6,95
		Mopeds	0,03	0,00	0,03
		<50 cm ³	0,03	0,00	0,03
		Motorcycles	0,01	0,00	0,01
		2-stroke >50 cm ³	0,01	0,00	0,01
		4-stroke <250 cm ³	0,00	0,00	0,00
		4-stroke 250 - 750 cm ³	0,00	0,00	0,00
		4-stroke >750 cm ³	0,00	0,00	0,00

POLLUTANT YEAR

PM 2010



**PM
(exhaust)**

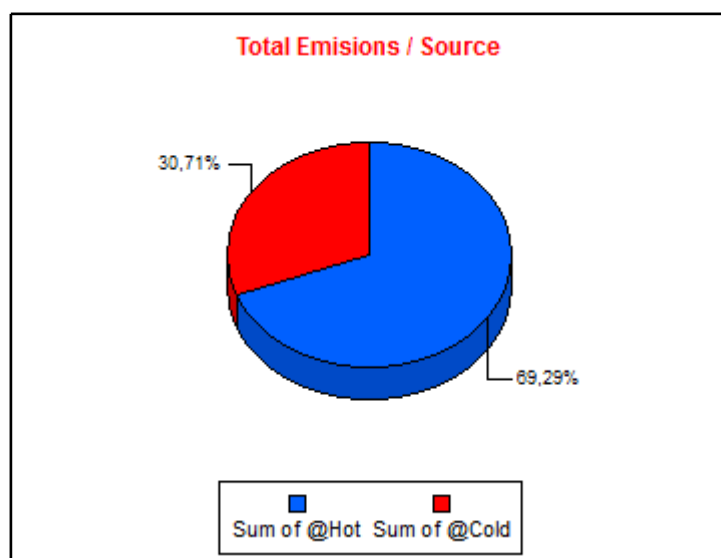
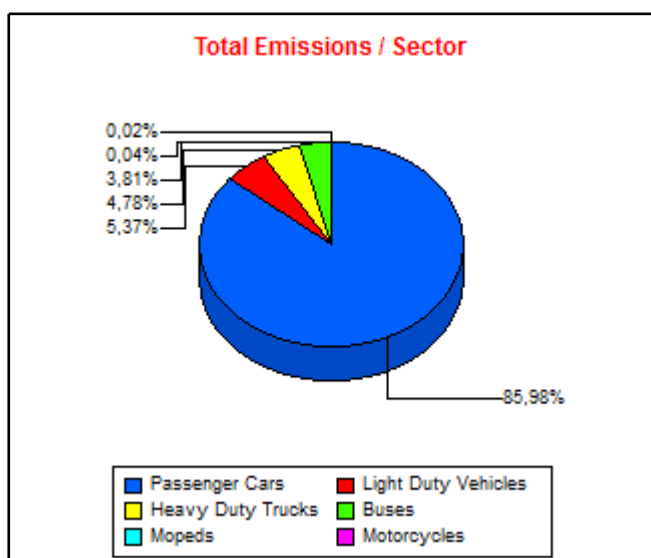


OM

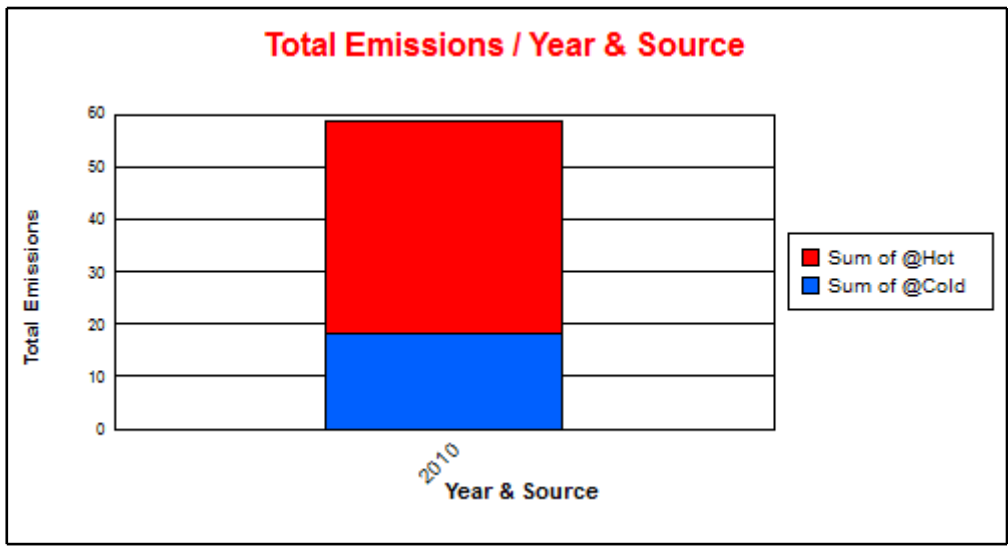
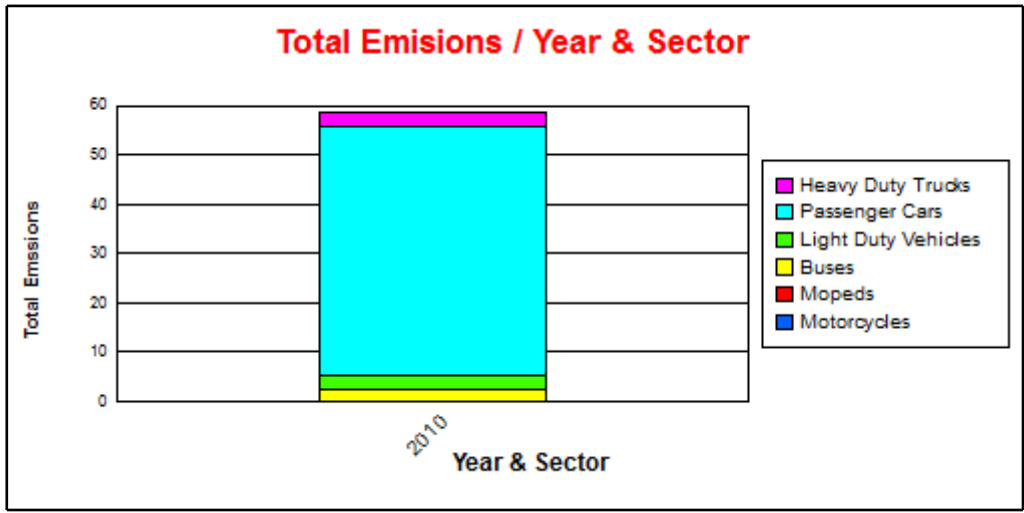
POLLUTANT	YEAR	SECTOR	HOT [t]	COLD START [t]	TOTAL [t]
OM	2010		40,69	18,04	58,73
		Passenger Cars	33,53	16,96	50,49
		Gasoline <1,4 l	0,45	0,00	0,45
		Gasoline 1,4 - 2,0 l	0,33	0,00	0,33
		Gasoline >2,0 l	0,18	0,00	0,18
		Diesel <2,0 l	24,42	12,72	37,14
		Diesel >2,0 l	8,14	4,24	12,38
		LPG	0,00	0,00	0,00
		Light Duty Vehicles	2,08	1,08	3,15
		Gasoline <3,5t	0,01	0,00	0,01
		Diesel <3,5 t	2,07	1,08	3,15
		Heavy Duty Trucks	2,81	0,00	2,81
		Rigid <=7,5 t	0,30	0,00	0,30
		Rigid 7,5 - 12 t	0,75	0,00	0,75
		Rigid 12 - 14 t	0,80	0,00	0,80
		Rigid 14 - 20 t	0,55	0,00	0,55
		Rigid 20 - 26 t	0,40	0,00	0,40
		Buses	2,24	0,00	2,24
		Urban Buses Standard 15 - 18 t	2,24	0,00	2,24
		Mopeds	0,02	0,00	0,02
		<50 cm ³	0,02	0,00	0,02
		Motorcycles	0,01	0,00	0,01
		2-stroke >50 cm ³	0,01	0,00	0,01
		4-stroke <250 cm ³	0,00	0,00	0,00
		4-stroke 250 - 750 cm ³	0,00	0,00	0,00
		4-stroke >750 cm ³	0,00	0,00	0,00

POLLUTANT YEAR

OM 2010



OM

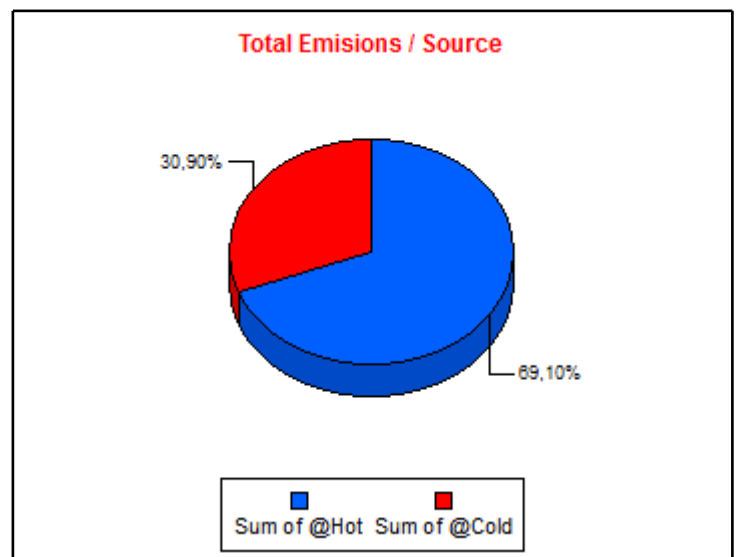
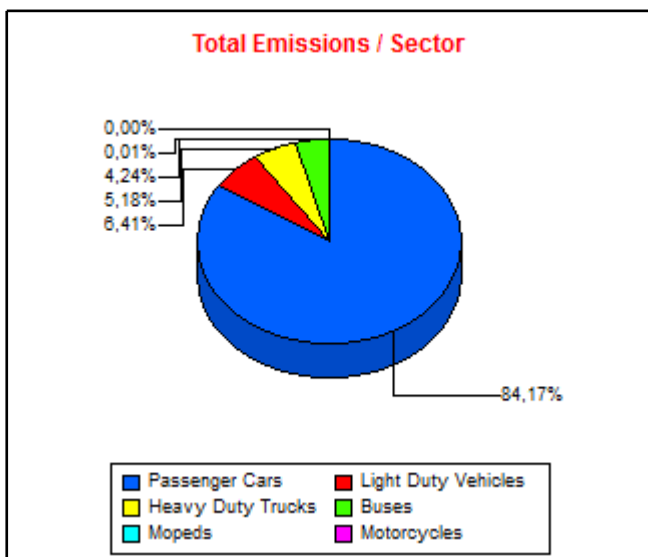


EC

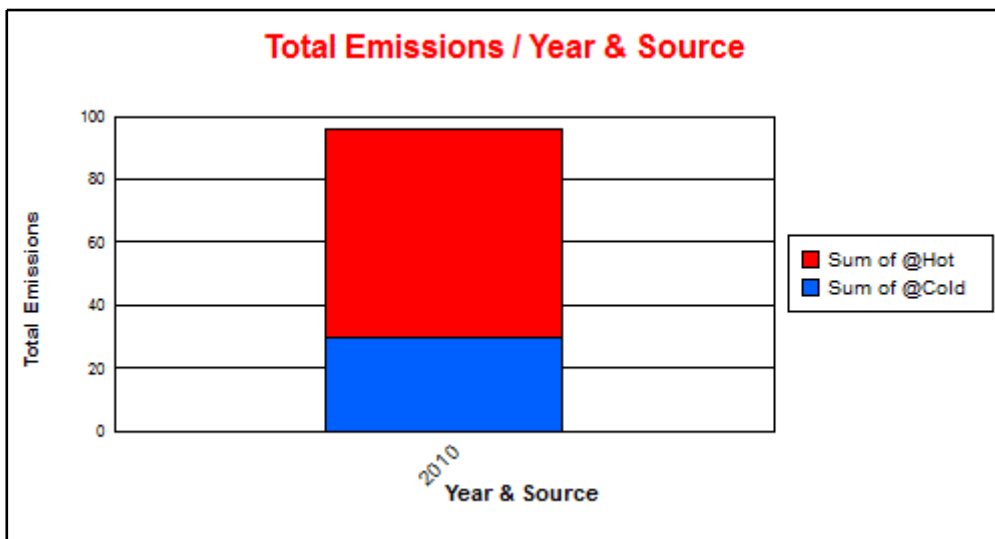
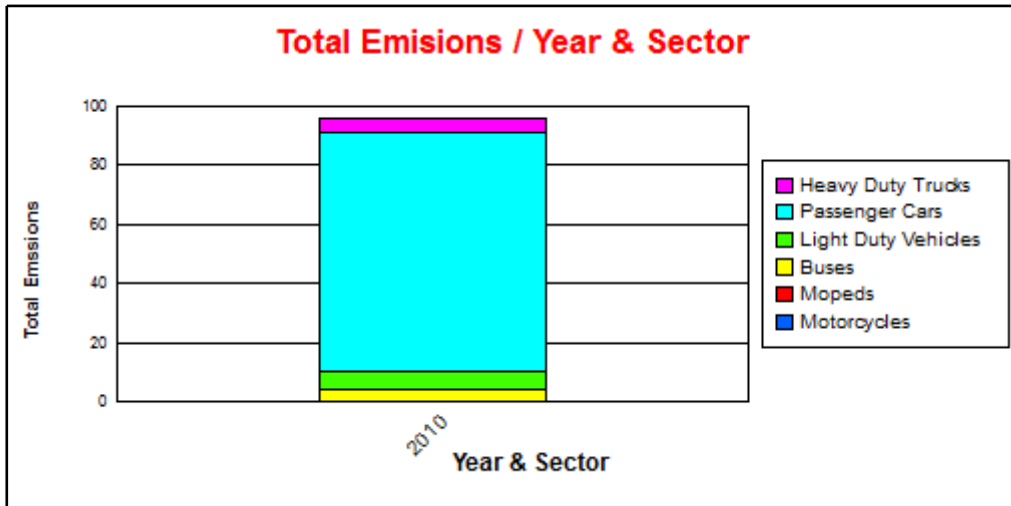
POLLUTANT	YEAR	SECTOR	HOT [t]	COLD START [t]	TOTAL [t]
EC	2010		66,16	29,58	95,74
		Passenger Cars	53,10	27,48	80,58
		Gasoline <1,4 l	0,15	0,00	0,15
		Gasoline 1,4 - 2,0 l	0,11	0,00	0,11
		Gasoline >2,0 l	0,06	0,00	0,06
		Diesel <2,0 l	39,58	20,61	60,19
		Diesel >2,0 l	13,19	6,87	20,06
		LPG	0,00	0,00	0,00
		Light Duty Vehicles	4,04	2,10	6,14
		Gasoline <3,5t	0,00	0,00	0,00
		Diesel <3,5 t	4,03	2,10	6,13
		Heavy Duty Trucks	4,96	0,00	4,96
		Rigid <=7,5 t	0,50	0,00	0,50
		Rigid 7,5 - 12 t	1,33	0,00	1,33
		Rigid 12 - 14 t	1,41	0,00	1,41
		Rigid 14 - 20 t	0,96	0,00	0,96
		Rigid 20 - 26 t	0,75	0,00	0,75
		Buses	4,06	0,00	4,06
		Urban Buses Standard 15 - 18 t	4,06	0,00	4,06
		Mopeds	0,01	0,00	0,01
		<50 cm ³	0,01	0,00	0,01
		Motorcycles	0,00	0,00	0,00
		2-stroke >50 cm ³	0,00	0,00	0,00
		4-stroke <250 cm ³	0,00	0,00	0,00
		4-stroke 250 - 750 cm ³	0,00	0,00	0,00
		4-stroke >750 cm ³	0,00	0,00	0,00

POLLUTANT YEAR

EC 2010



EC

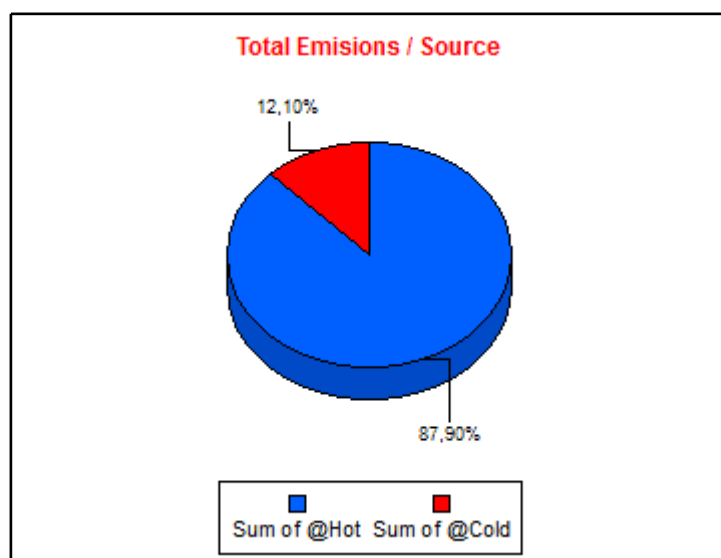
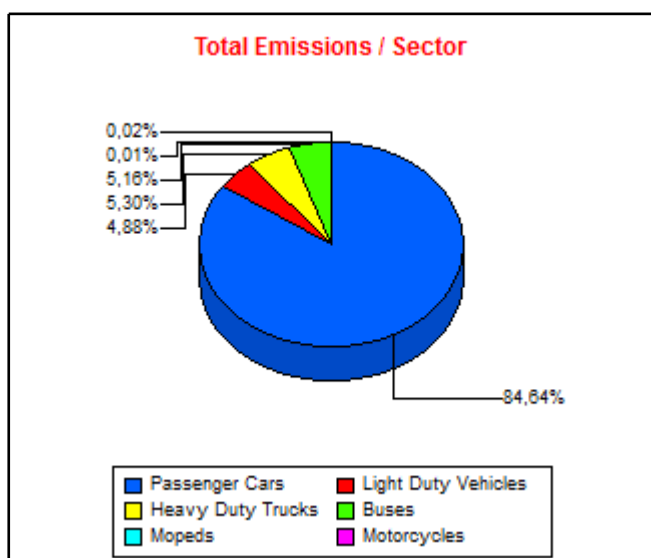


FC

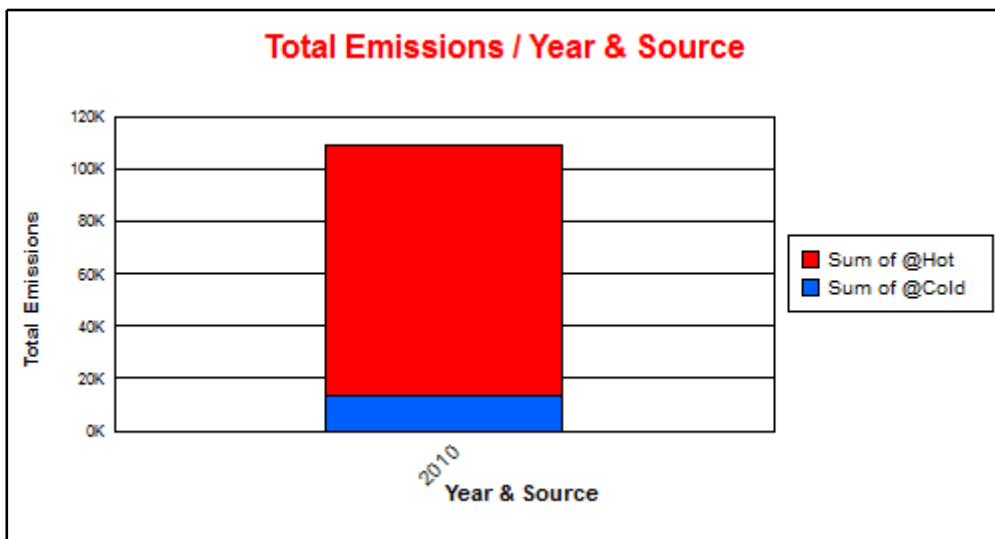
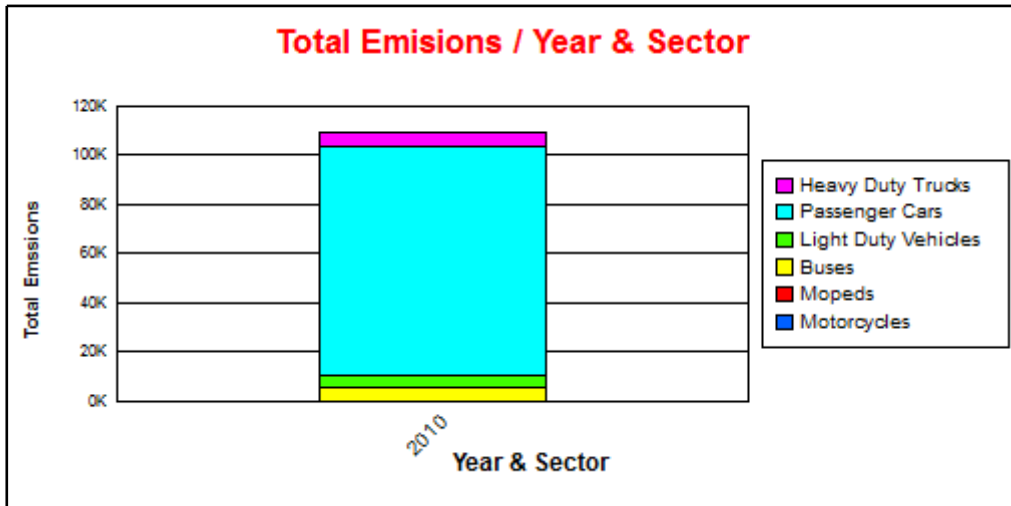
POLLUTANT	YEAR	SECTOR	HOT [t]	COLD START [t]	TOTAL [t]
FC	2010		95.937,75	13.206,74	109.144,49
		Passenger Cars	79.816,31	12.558,91	92.375,21
		Gasoline <1,4 l	13.781,75	2.600,38	16.382,14
		Gasoline 1,4 - 2,0 l	12.449,58	2.370,82	14.820,41
		Gasoline >2,0 l	8.569,42	1.609,99	10.179,41
		Diesel <2,0 l	31.194,68	4.055,71	35.250,39
		Diesel >2,0 l	11.776,40	1.531,08	13.307,49
		LPG	2.044,47	390,92	2.435,39
		Light Duty Vehicles	4.679,05	647,84	5.326,89
		Gasoline <3,5t	645,51	123,43	768,94
		Diesel <3,5 t	4.033,54	524,41	4.557,95
		Heavy Duty Trucks	5.779,48	0,00	5.779,48
		Rigid <=7,5 t	486,64	0,00	486,64
		Rigid 7,5 - 12 t	1.549,30	0,00	1.549,30
		Rigid 12 - 14 t	1.713,43	0,00	1.713,43
		Rigid 14 - 20 t	1.103,83	0,00	1.103,83
		Rigid 20 - 26 t	926,27	0,00	926,27
		Buses	5.634,53	0,00	5.634,53
		Urban Buses Standard 15 - 18 t	5.634,53	0,00	5.634,53
		Mopeds	9,76	0,00	9,76
		<50 cm ³	9,76	0,00	9,76
		Motorcycles	18,62	0,00	18,62
		2-stroke >50 cm ³	5,40	0,00	5,40
		4-stroke <250 cm ³	5,72	0,00	5,72
		4-stroke 250 - 750 cm ³	4,55	0,00	4,55
		4-stroke >750 cm ³	2,95	0,00	2,95

POLLUTANT YEAR

FC 2010



FC

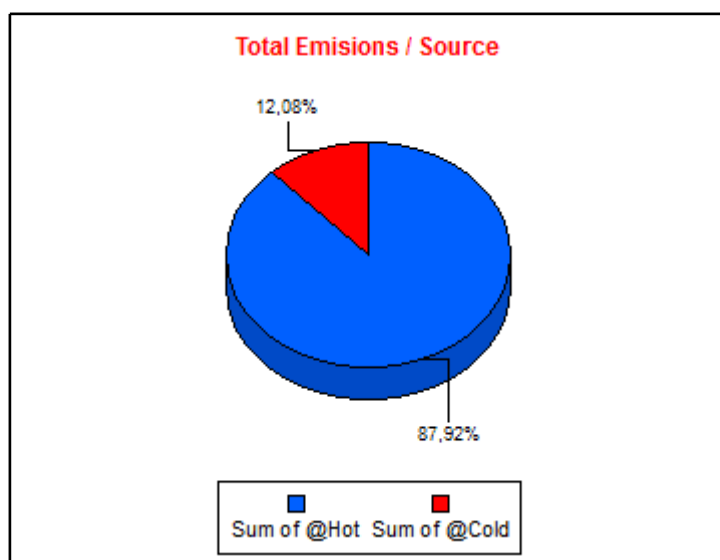
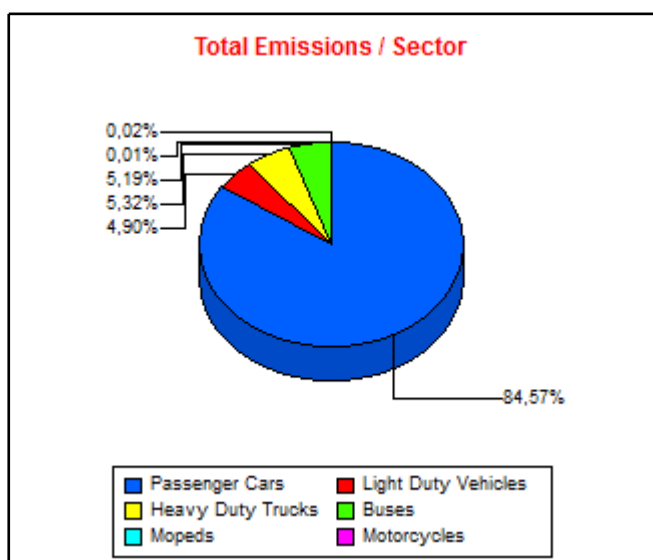


CO2

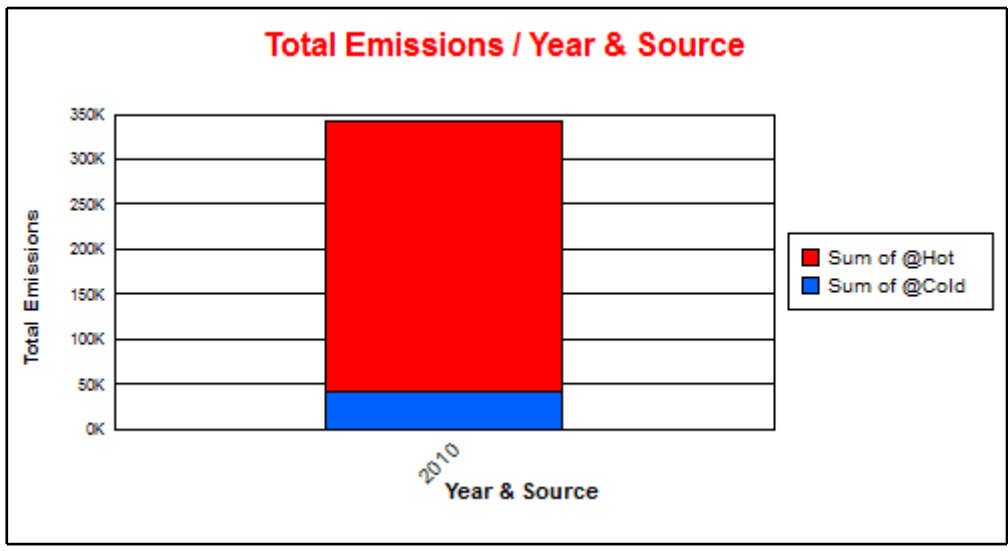
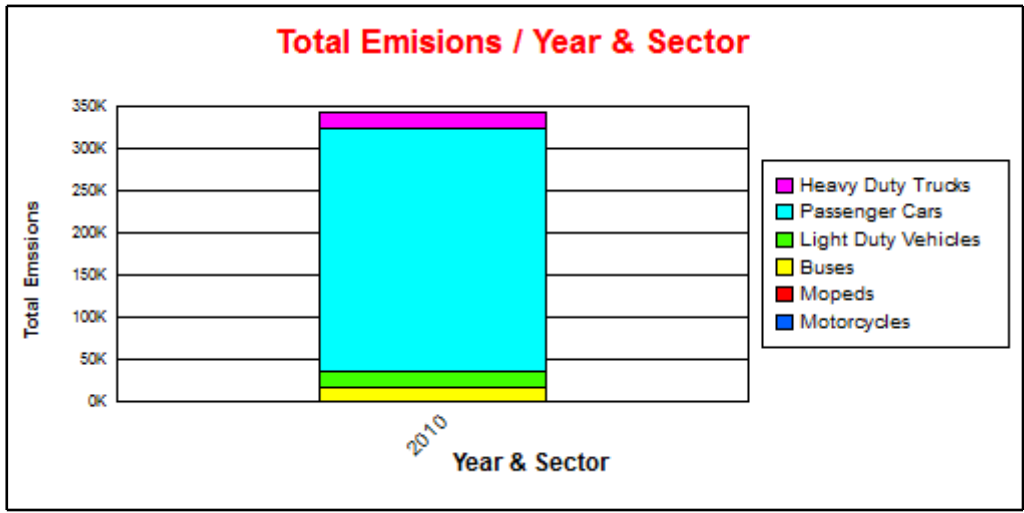
POLLUTANT	YEAR	SECTOR	HOT [t]	COLD START [t]	TOTAL [t]
CO2	2010		300.860,61	41.340,92	342.201,53
		Passenger Cars	250.086,22	39.305,03	289.391,25
		Gasoline <1,4 l	42.979,65	8.109,99	51.089,63
		Gasoline 1,4 - 2,0 l	38.793,12	7.387,63	46.180,75
		Gasoline >2,0 l	26.716,18	5.019,67	31.735,85
		Diesel <2,0 l	98.304,52	12.780,85	111.085,37
		Diesel >2,0 l	37.111,26	4.824,94	41.936,19
		LPG	6.181,49	1.181,96	7.363,45
		Light Duty Vehicles	14.715,60	2.035,89	16.751,49
		Gasoline <3,5t	2.004,62	383,30	2.387,92
		Diesel <3,5 t	12.710,98	1.652,59	14.363,57
		Heavy Duty Trucks	18.213,00	0,00	18.213,00
		Rigid <=7,5 t	1.533,56	0,00	1.533,56
		Rigid 7,5 - 12 t	4.882,34	0,00	4.882,34
		Rigid 12 - 14 t	5.399,57	0,00	5.399,57
		Rigid 14 - 20 t	3.478,54	0,00	3.478,54
		Rigid 20 - 26 t	2.918,98	0,00	2.918,98
		Buses	17.756,24	0,00	17.756,24
		Urban Buses Standard 15 - 18 t	17.756,24	0,00	17.756,24
		Mopeds	30,80	0,00	30,80
		<50 cm ³	30,80	0,00	30,80
		Motorcycles	58,76	0,00	58,76
		2-stroke >50 cm ³	17,05	0,00	17,05
		4-stroke <250 cm ³	18,07	0,00	18,07
		4-stroke 250 - 750 cm ³	14,35	0,00	14,35
		4-stroke >750 cm ³	9,30	0,00	9,30

POLLUTANT YEAR

CO2 2010



CO2

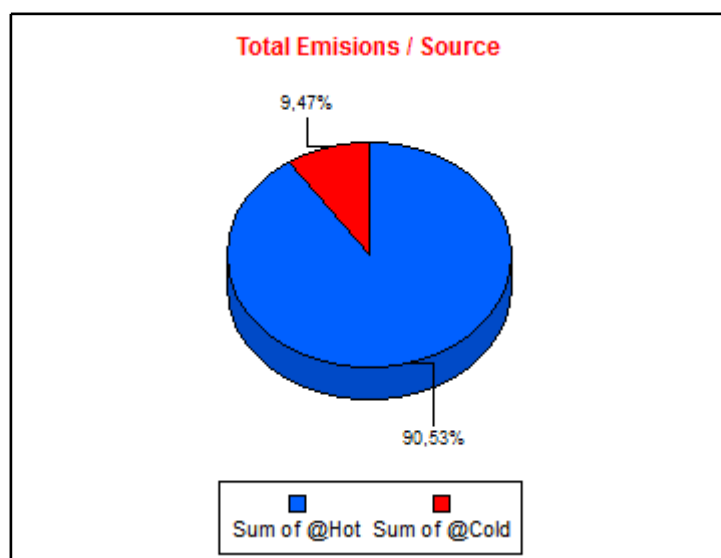
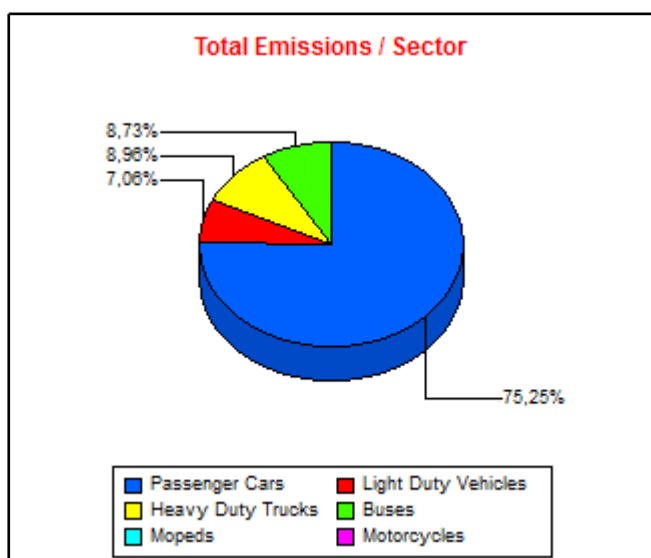


SO2

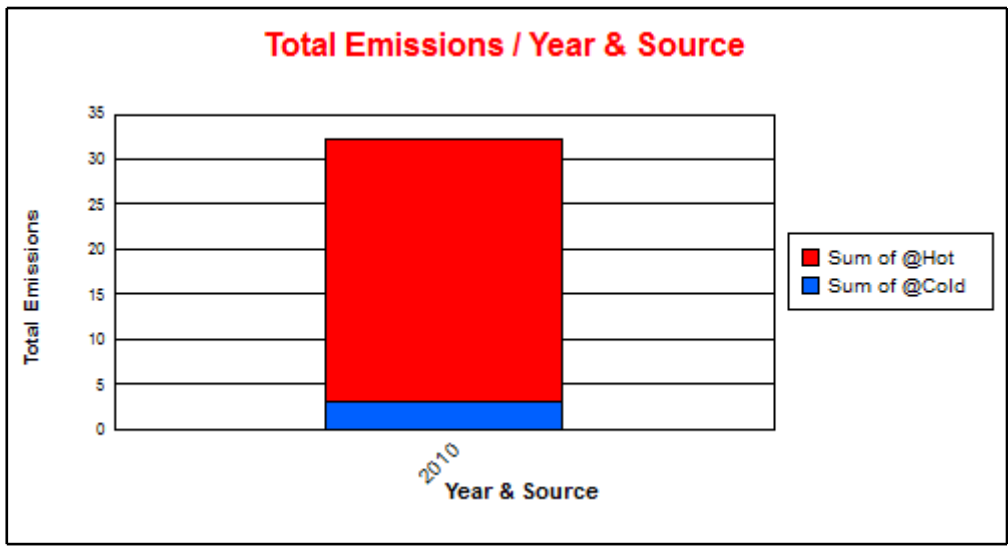
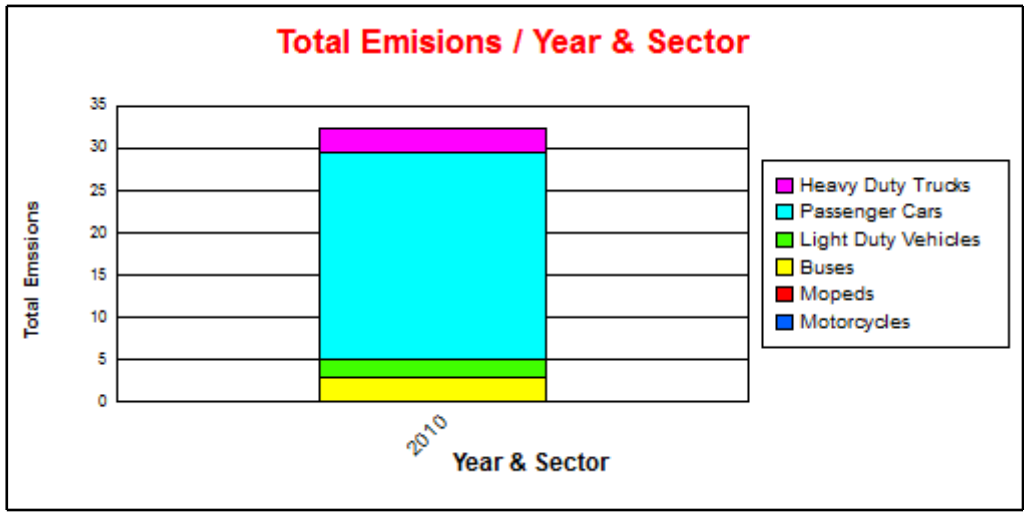
POLLUTANT	YEAR	SECTOR	HOT [t]	COLD START [t]	TOTAL [t]
SO2	2010		29,21	3,06	32,26
		Passenger Cars	21,49	2,79	24,28
		Gasoline <1,4 l	0,00	0,00	0,00
		Gasoline 1,4 - 2,0 l	0,00	0,00	0,00
		Gasoline >2,0 l	0,00	0,00	0,00
		Diesel <2,0 l	15,60	2,03	17,63
		Diesel >2,0 l	5,89	0,77	6,65
		LPG	0,00	0,00	0,00
		Light Duty Vehicles	2,02	0,26	2,28
		Gasoline <3,5t	0,00	0,00	0,00
		Diesel <3,5 t	2,02	0,26	2,28
		Heavy Duty Trucks	2,89	0,00	2,89
		Rigid <=7,5 t	0,24	0,00	0,24
		Rigid 7,5 - 12 t	0,77	0,00	0,77
		Rigid 12 - 14 t	0,86	0,00	0,86
		Rigid 14 - 20 t	0,55	0,00	0,55
		Rigid 20 - 26 t	0,46	0,00	0,46
		Buses	2,82	0,00	2,82
		Urban Buses Standard 15 - 18 t	2,82	0,00	2,82
		Mopeds	0,00	0,00	0,00
		<50 cm ³	0,00	0,00	0,00
		Motorcycles	0,00	0,00	0,00
		2-stroke >50 cm ³	0,00	0,00	0,00
		4-stroke <250 cm ³	0,00	0,00	0,00
		4-stroke 250 - 750 cm ³	0,00	0,00	0,00
		4-stroke >750 cm ³	0,00	0,00	0,00

POLLUTANT YEAR

SO2 2010



SO2



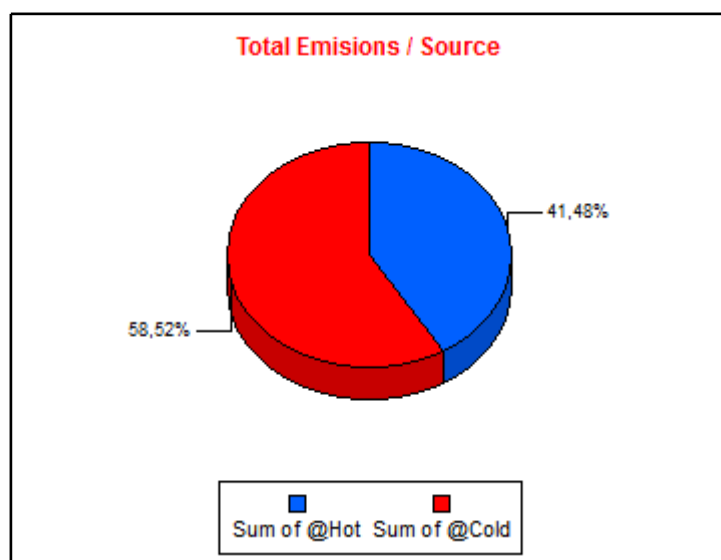
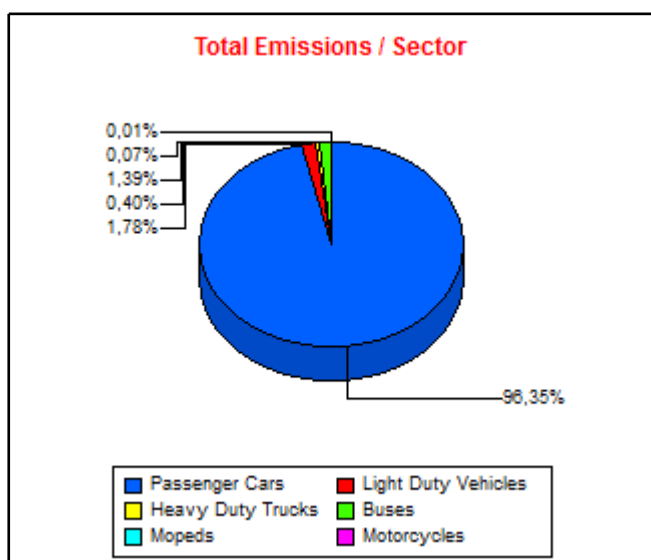
ANEKS E - REZULTATI PRORAČUNA EMISIJA ZA I TRANSVERZALU

CO

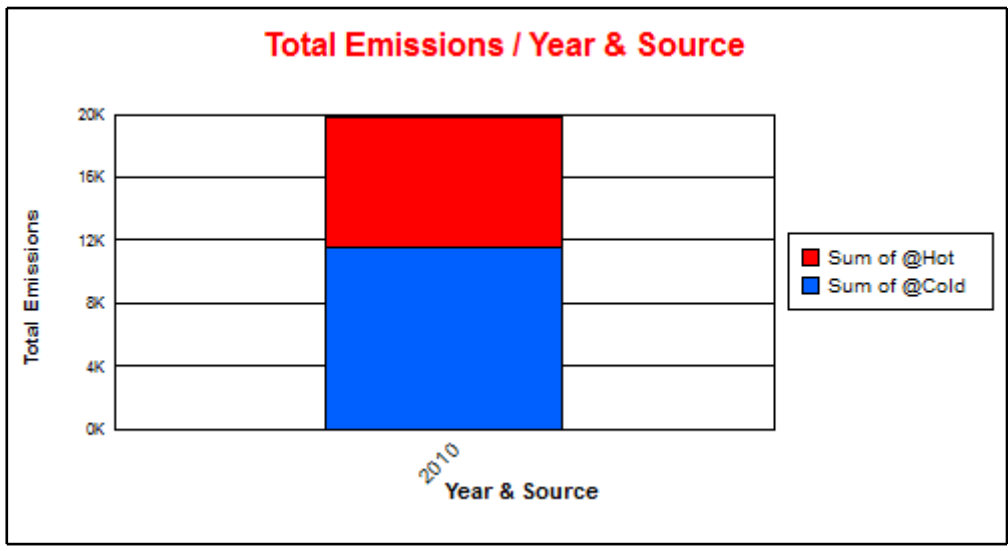
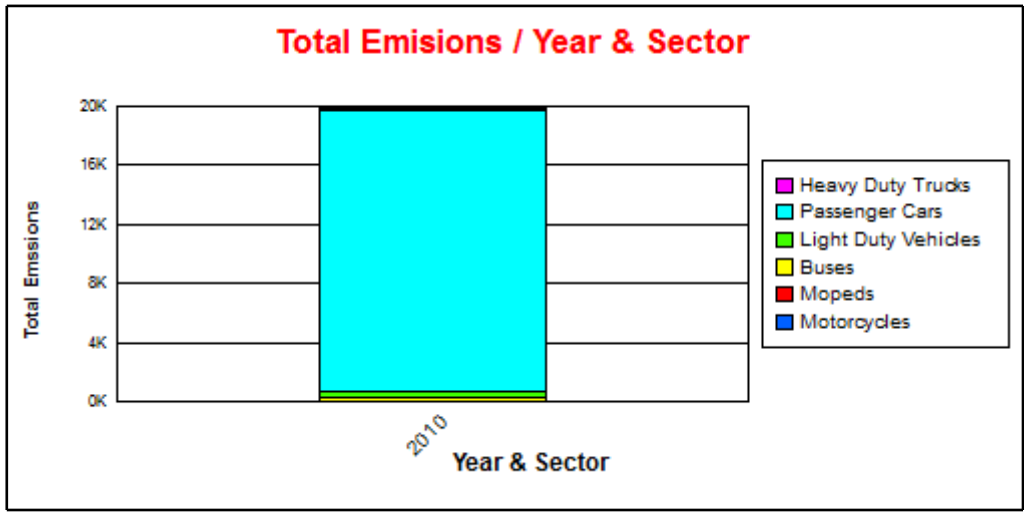
POLLUTANT	YEAR	SECTOR	HOT [t]	COLD START [t]	TOTAL [t]
CO	2010		8.216,58	11.593,06	19.809,64
		Passenger Cars	7.665,39	11.421,13	19.086,52
		Gasoline <1,4 l	3.026,53	5.580,93	8.607,46
		Gasoline 1,4 - 2,0 l	1.952,65	3.394,38	5.347,03
		Gasoline >2,0 l	1.210,61	1.562,66	2.773,27
		Diesel <2,0 l	1.001,63	295,41	1.297,04
		Diesel >2,0 l	333,87	98,47	432,34
		LPG	140,09	489,29	629,38
		Light Duty Vehicles	180,02	171,93	351,95
		Gasoline <3,5t	65,29	138,09	203,38
		Diesel <3,5 t	114,74	33,84	148,57
		Heavy Duty Trucks	79,40	0,00	79,40
		Rigid <=7,5 t	7,74	0,00	7,74
		Rigid 7,5 - 12 t	21,52	0,00	21,52
		Rigid 12 - 14 t	23,42	0,00	23,42
		Rigid 14 - 20 t	15,98	0,00	15,98
		Rigid 20 - 26 t	10,74	0,00	10,74
		Buses	276,16	0,00	276,16
		Urban Buses Standard 15 - 18 t	276,16	0,00	276,16
		Mopeds	13,07	0,00	13,07
		<50 cm ³	13,07	0,00	13,07
		Motorcycles	2,53	0,00	2,53
		2-stroke >50 cm ³	1,11	0,00	1,11
		4-stroke <250 cm ³	0,89	0,00	0,89
		4-stroke 250 - 750 cm ³	0,35	0,00	0,35
		4-stroke >750 cm ³	0,18	0,00	0,18

POLLUTANT YEAR

CO 2010



CO

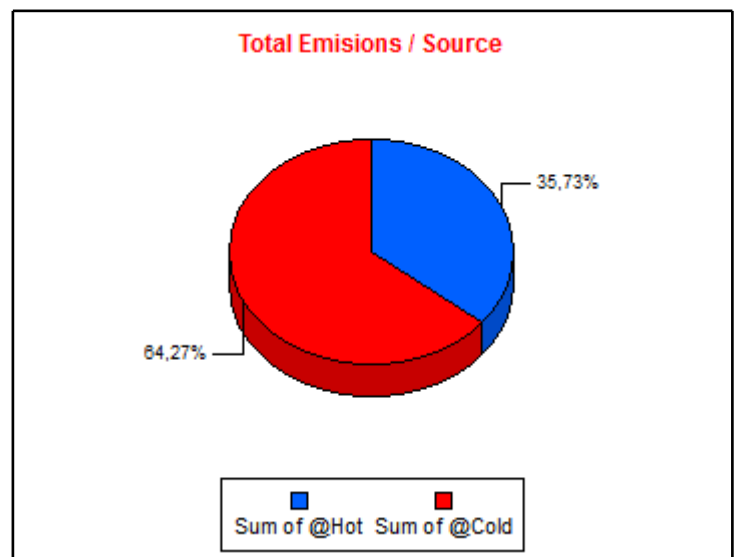
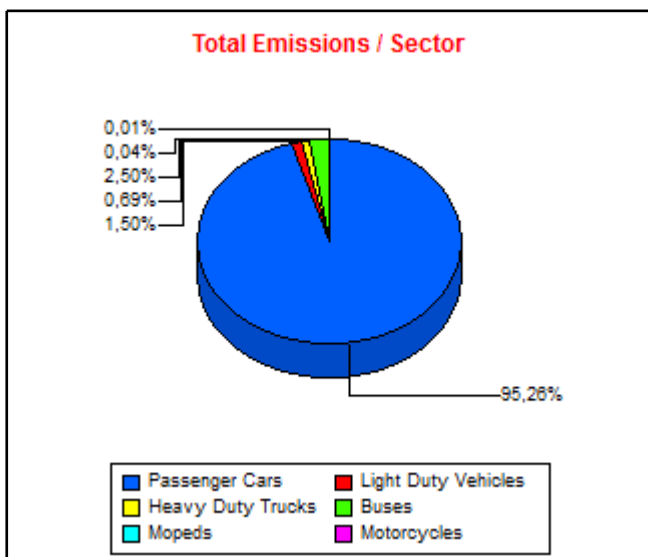


CH4

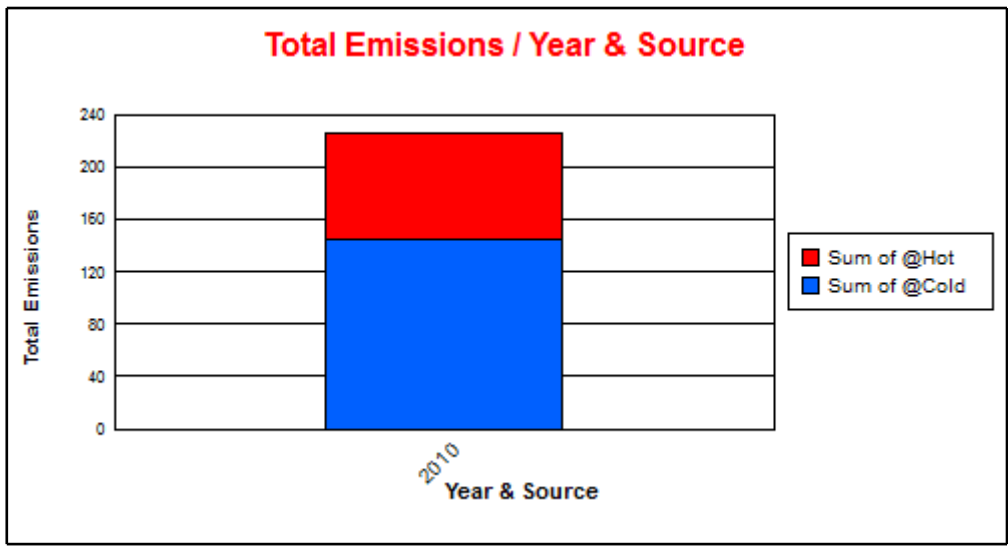
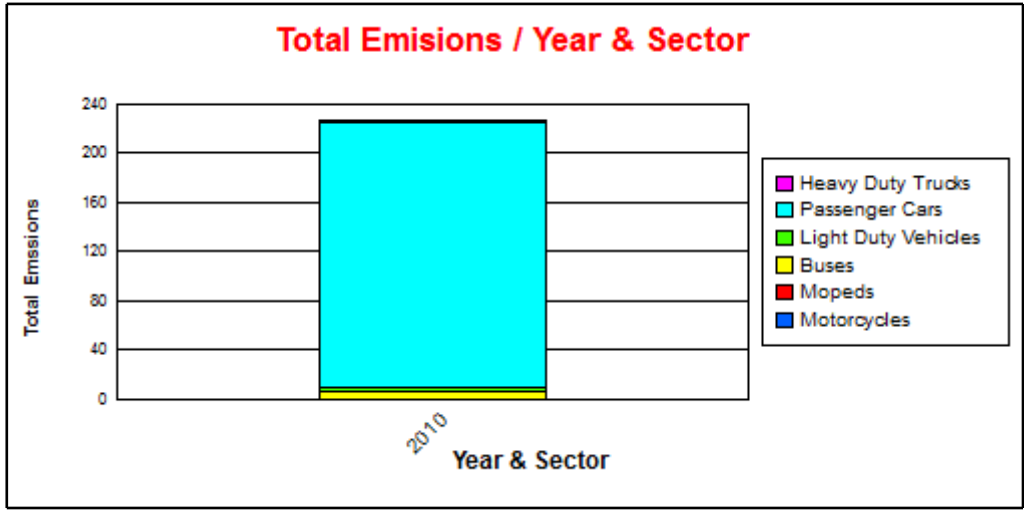
POLLUTANT	YEAR	SECTOR	HOT [t]	COLD START [t]	TOTAL [t]
CH4	2010		80,65	145,04	225,69
		Passenger Cars	71,97	143,02	214,99
		Gasoline <1,4 l	21,79	54,16	75,95
		Gasoline 1,4 - 2,0 l	14,13	37,98	52,11
		Gasoline >2,0 l	8,71	21,67	30,38
		Diesel <2,0 l	18,66	17,12	35,78
		Diesel >2,0 l	6,22	5,71	11,93
		LPG	2,46	6,38	8,84
		Light Duty Vehicles	1,36	2,03	3,38
		Gasoline <3,5t	0,14	0,91	1,05
		Diesel <3,5 t	1,21	1,12	2,33
		Heavy Duty Trucks	1,56	0,00	1,56
		Rigid <=7,5 t	0,19	0,00	0,19
		Rigid 7,5 - 12 t	0,37	0,00	0,37
		Rigid 12 - 14 t	0,37	0,00	0,37
		Rigid 14 - 20 t	0,38	0,00	0,38
		Rigid 20 - 26 t	0,25	0,00	0,25
		Buses	5,64	0,00	5,64
		Urban Buses Standard 15 - 18 t	5,64	0,00	5,64
		Mopeds	0,09	0,00	0,09
		<50 cm ³	0,09	0,00	0,09
		Motorcycles	0,03	0,00	0,03
		2-stroke >50 cm ³	0,00	0,00	0,00
		4-stroke <250 cm ³	0,01	0,00	0,01
		4-stroke 250 - 750 cm ³	0,01	0,00	0,01
		4-stroke >750 cm ³	0,00	0,00	0,00

POLLUTANT YEAR

CH4 2010



CH4

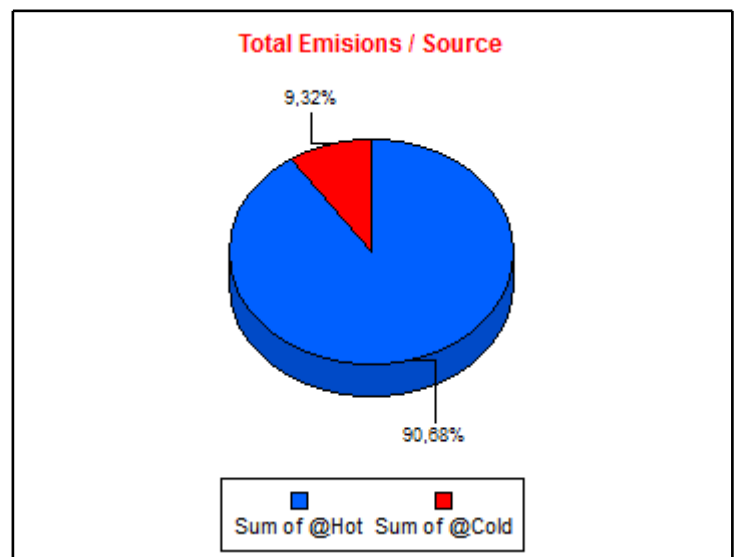
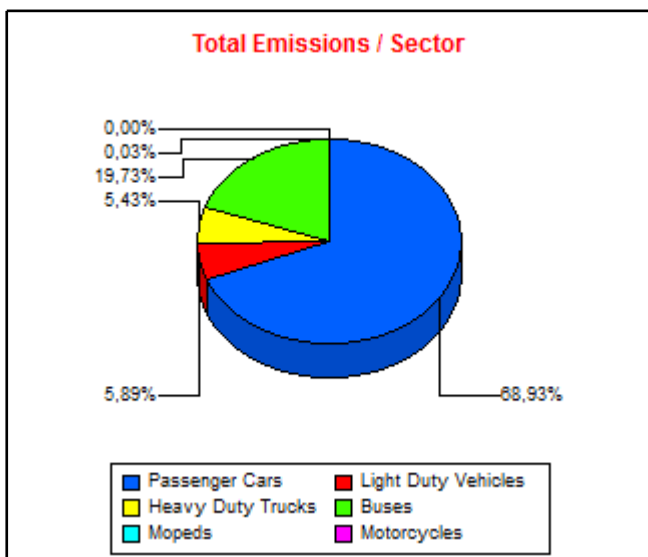


NOX

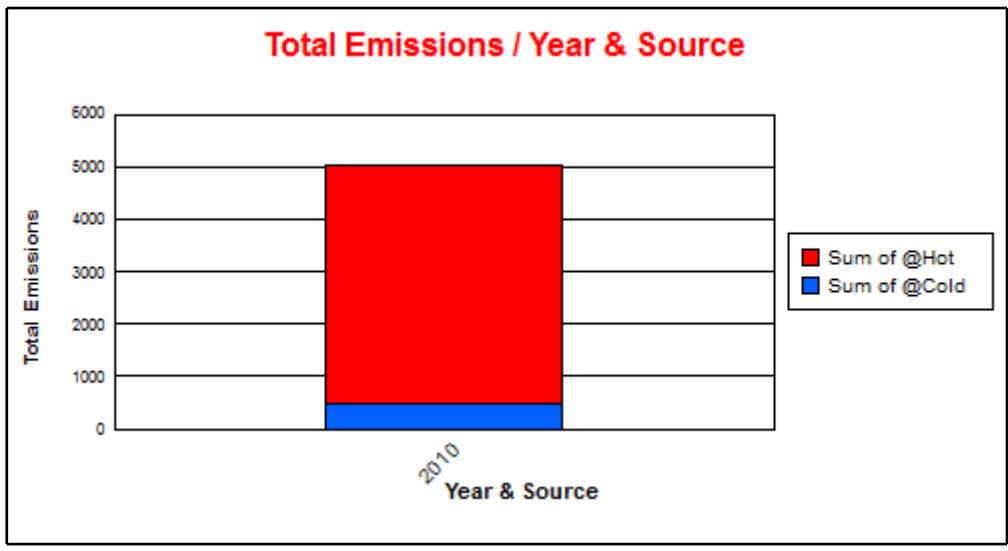
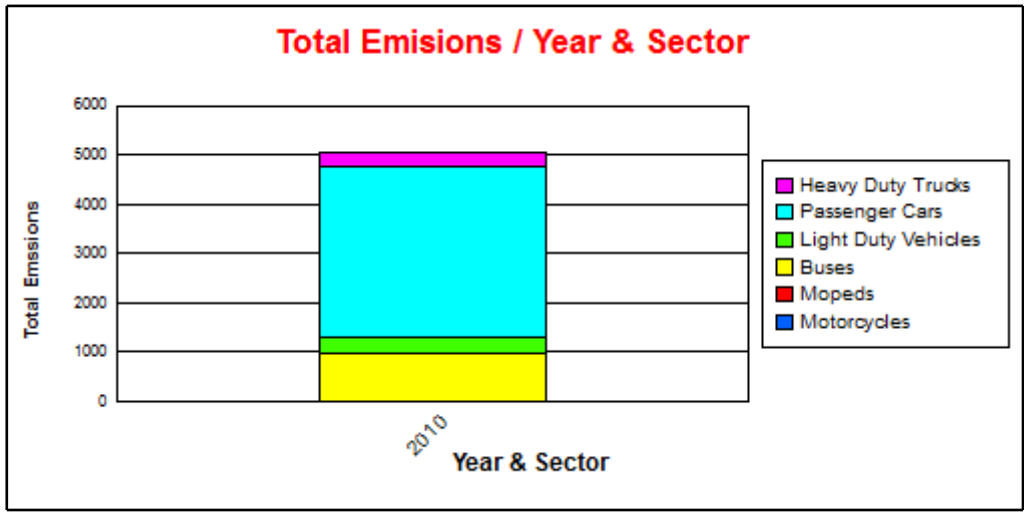
POLLUTANT	YEAR	SECTOR	HOT [t]	COLD START [t]	TOTAL [t]
NOX	2010		4.563,65	468,94	5.032,59
		Passenger Cars	3.025,14	443,66	3.468,80
		Gasoline <1,4 l	513,05	126,73	639,77
		Gasoline 1,4 - 2,0 l	387,59	98,41	486,00
		Gasoline >2,0 l	264,54	41,22	305,75
		Diesel <2,0 l	1.281,73	104,56	1.386,28
		Diesel >2,0 l	550,20	44,88	595,09
		LPG	28,03	27,87	55,90
		Light Duty Vehicles	270,98	25,28	296,26
		Gasoline <3,5t	3,41	3,45	6,86
		Diesel <3,5 t	267,57	21,83	289,40
		Heavy Duty Trucks	273,09	0,00	273,09
		Rigid <=7,5 t	20,48	0,00	20,48
		Rigid 7,5 - 12 t	72,52	0,00	72,52
		Rigid 12 - 14 t	83,19	0,00	83,19
		Rigid 14 - 20 t	53,87	0,00	53,87
		Rigid 20 - 26 t	43,03	0,00	43,03
		Buses	992,93	0,00	992,93
		Urban Buses Standard 15 - 18 t	992,93	0,00	992,93
		Mopeds	1,44	0,00	1,44
		<50 cm ³	1,44	0,00	1,44
		Motorcycles	0,07	0,00	0,07
		2-stroke >50 cm ³	0,01	0,00	0,01
		4-stroke <250 cm ³	0,05	0,00	0,05
		4-stroke 250 - 750 cm ³	0,01	0,00	0,01
		4-stroke >750 cm ³	0,00	0,00	0,00

POLLUTANT YEAR

NOX 2010



NOX

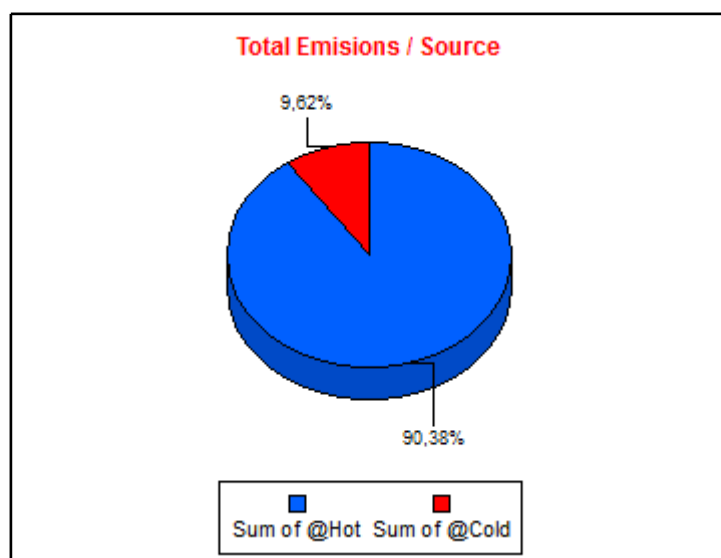
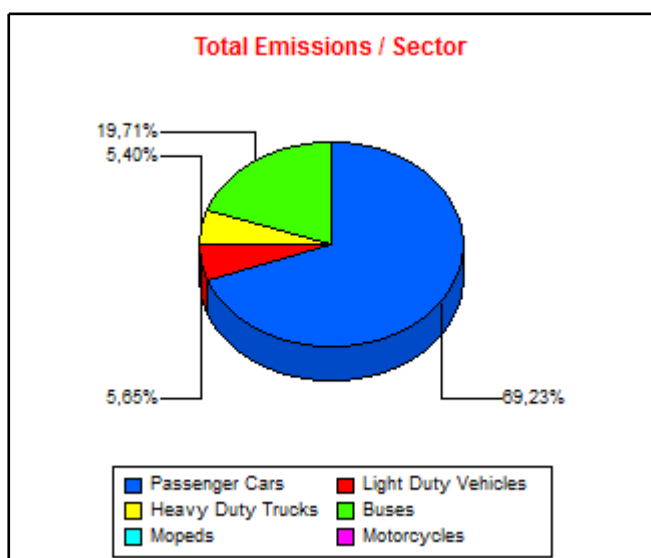


NO

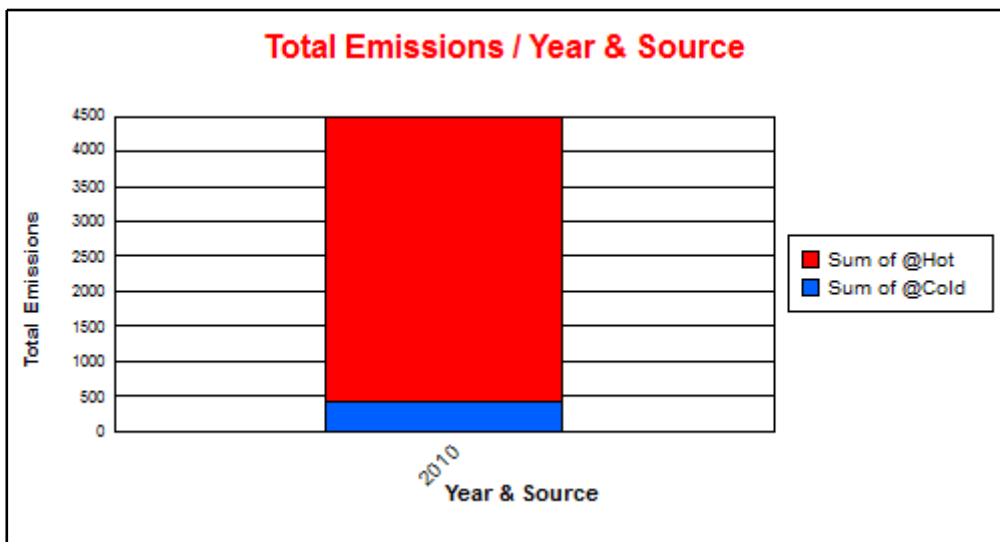
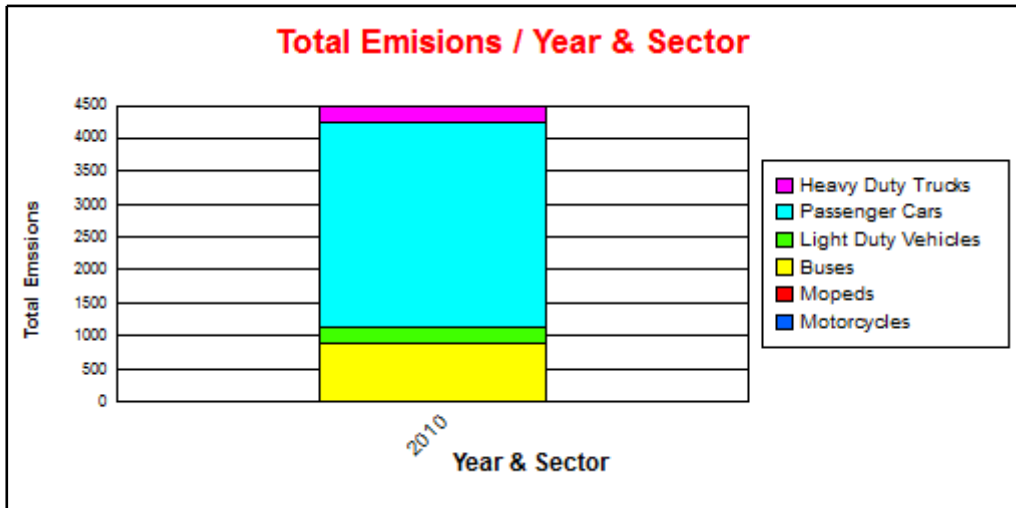
POLLUTANT	YEAR	SECTOR	HOT [t]	COLD START [t]	TOTAL [t]
NO	2010		4.045,72	430,52	4.476,24
		Passenger Cars	2.690,47	408,62	3.099,09
		Gasoline <1,4 l	492,75	121,86	614,61
		Gasoline 1,4 - 2,0 l	372,27	94,63	466,90
		Gasoline >2,0 l	254,05	39,63	293,67
		Diesel <2,0 l	1.076,51	87,81	1.164,32
		Diesel >2,0 l	468,27	38,20	506,47
		LPG	26,63	26,48	53,11
		Light Duty Vehicles	231,08	21,90	252,98
		Gasoline <3,5t	3,28	3,32	6,60
		Diesel <3,5 t	227,80	18,58	246,38
		Heavy Duty Trucks	241,82	0,00	241,82
		Rigid <=7,5 t	18,14	0,00	18,14
		Rigid 7,5 - 12 t	64,23	0,00	64,23
		Rigid 12 - 14 t	73,66	0,00	73,66
		Rigid 14 - 20 t	47,70	0,00	47,70
		Rigid 20 - 26 t	38,09	0,00	38,09
		Buses	882,35	0,00	882,35
		Urban Buses Standard 15 - 18 t	882,35	0,00	882,35
		Mopeds	0,00	0,00	0,00
		<50 cm ³	0,00	0,00	0,00
		Motorcycles	0,00	0,00	0,00
		2-stroke >50 cm ³	0,00	0,00	0,00
		4-stroke <250 cm ³	0,00	0,00	0,00
		4-stroke 250 - 750 cm ³	0,00	0,00	0,00
		4-stroke >750 cm ³	0,00	0,00	0,00

POLLUTANT YEAR

NO 2010



NO

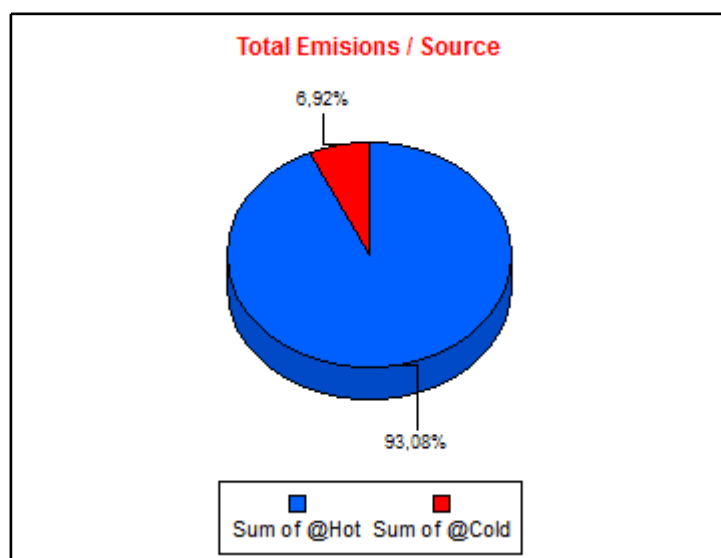
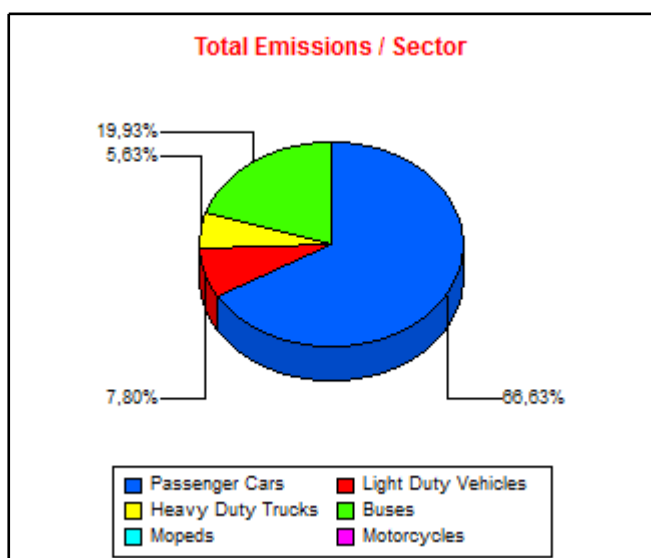


NO2

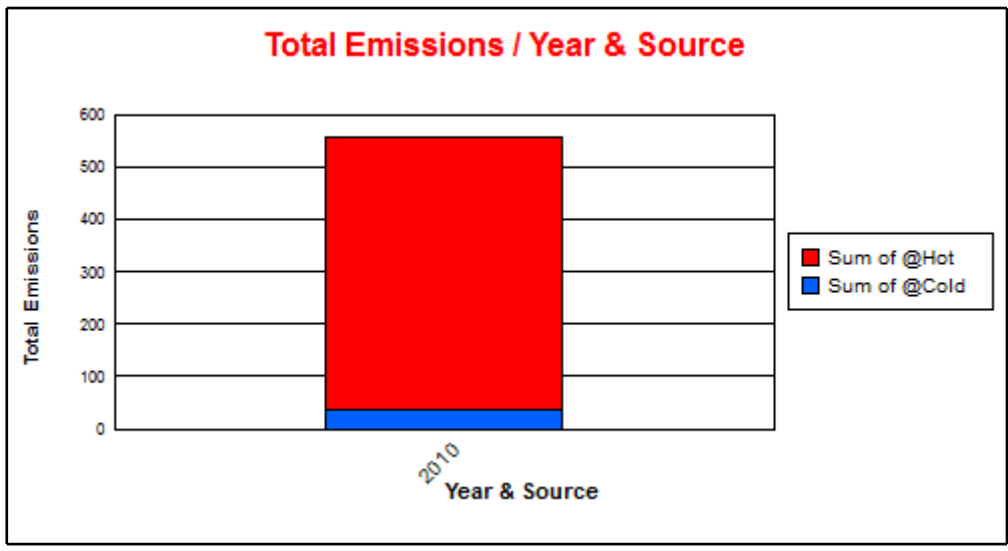
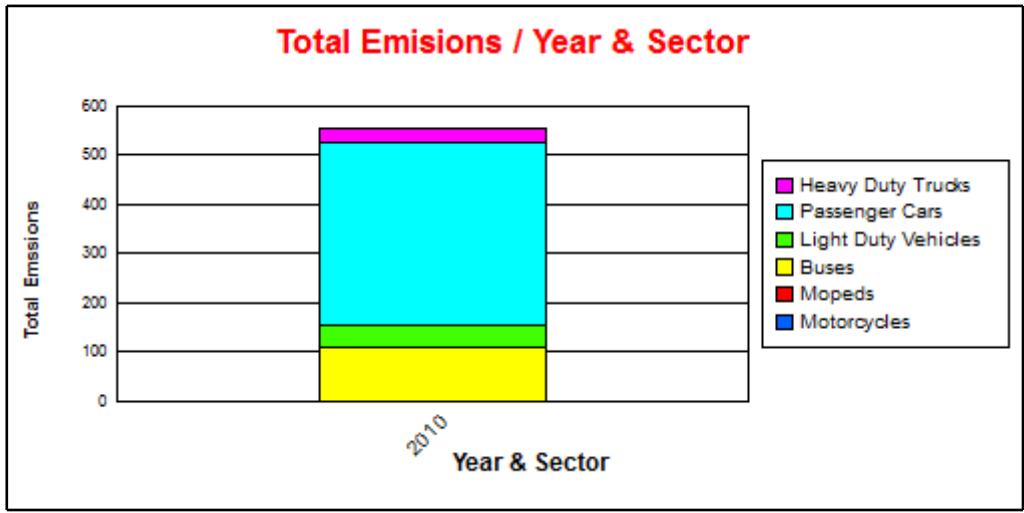
POLLUTANT	YEAR	SECTOR	HOT [t]	COLD START [t]	TOTAL [t]
NO2	2010		516,42	38,42	554,84
		Passenger Cars	334,67	35,04	369,71
		Gasoline <1,4 l	20,30	4,86	25,16
		Gasoline 1,4 - 2,0 l	15,32	3,78	19,10
		Gasoline >2,0 l	10,49	1,59	12,08
		Diesel <2,0 l	205,22	16,74	221,96
		Diesel >2,0 l	81,93	6,68	88,62
		LPG	1,40	1,39	2,80
		Light Duty Vehicles	39,90	3,38	43,28
		Gasoline <3,5t	0,13	0,13	0,26
		Diesel <3,5 t	39,77	3,24	43,01
		Heavy Duty Trucks	31,26	0,00	31,26
		Rigid <=7,5 t	2,35	0,00	2,35
		Rigid 7,5 - 12 t	8,29	0,00	8,29
		Rigid 12 - 14 t	9,52	0,00	9,52
		Rigid 14 - 20 t	6,17	0,00	6,17
		Rigid 20 - 26 t	4,94	0,00	4,94
		Buses	110,59	0,00	110,59
		Urban Buses Standard 15 - 18 t	110,59	0,00	110,59
		Mopeds	0,00	0,00	0,00
		<50 cm ³	0,00	0,00	0,00
		Motorcycles	0,00	0,00	0,00
		2-stroke >50 cm ³	0,00	0,00	0,00
		4-stroke <250 cm ³	0,00	0,00	0,00
		4-stroke 250 - 750 cm ³	0,00	0,00	0,00
		4-stroke >750 cm ³	0,00	0,00	0,00

POLLUTANT YEAR

NO2 2010



NO2

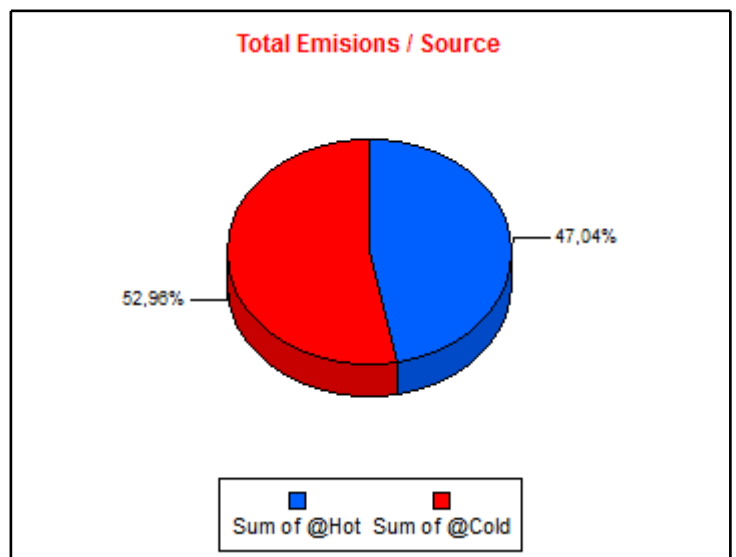
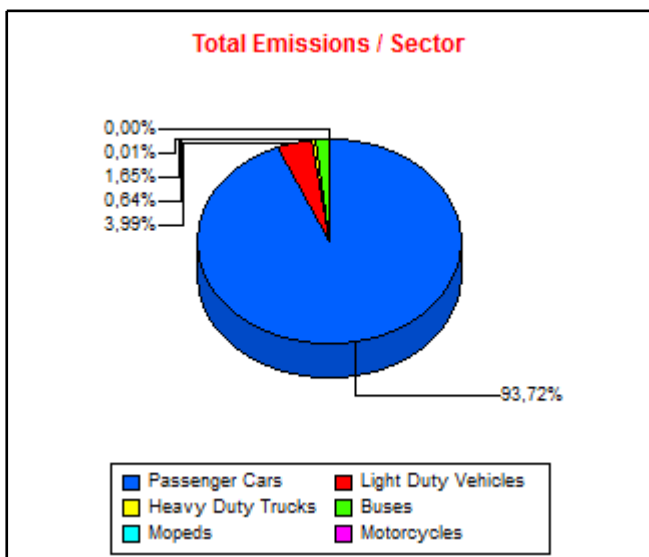


N2O

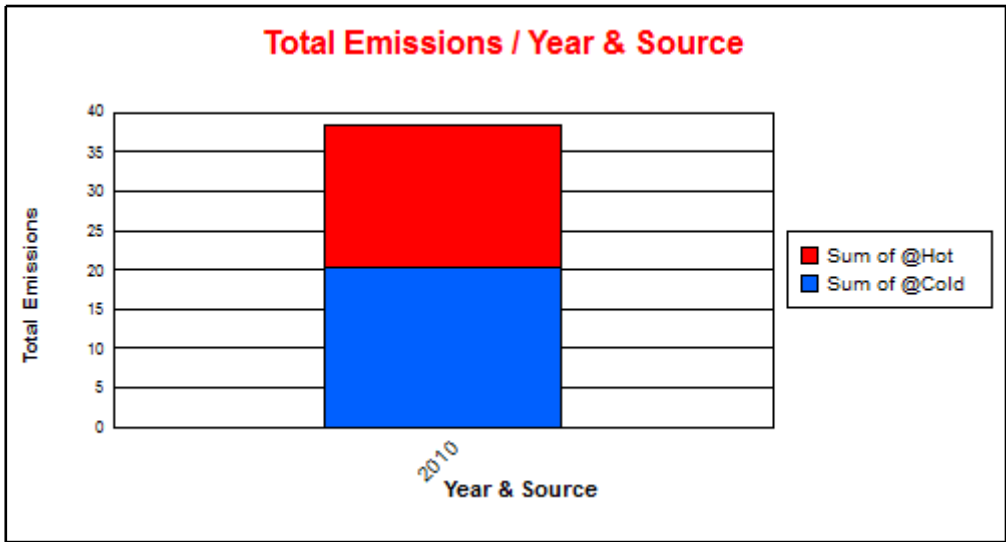
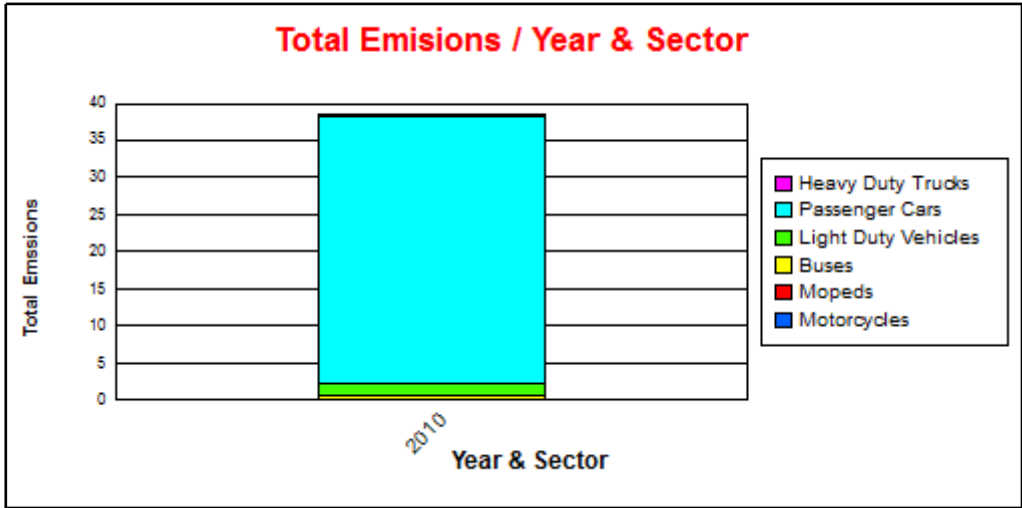
POLLUTANT	YEAR	SECTOR	HOT [t]	COLD START [t]	TOTAL [t]
N2O	2010		18,06	20,34	38,40
		Passenger Cars	16,64	19,34	35,99
		Gasoline <1,4 l	5,77	6,08	11,85
		Gasoline 1,4 - 2,0 l	4,36	4,60	8,96
		Gasoline >2,0 l	2,31	2,43	4,74
		Diesel <2,0 l	2,46	3,35	5,81
		Diesel >2,0 l	0,82	1,12	1,94
		LPG	0,93	1,77	2,70
		Light Duty Vehicles	0,54	0,99	1,53
		Gasoline <3,5t	0,20	0,55	0,75
		Diesel <3,5 t	0,34	0,44	0,78
		Heavy Duty Trucks	0,24	0,00	0,24
		Rigid <=7,5 t	0,03	0,00	0,03
		Rigid 7,5 - 12 t	0,06	0,00	0,06
		Rigid 12 - 14 t	0,08	0,00	0,08
		Rigid 14 - 20 t	0,04	0,00	0,04
		Rigid 20 - 26 t	0,03	0,00	0,03
		Buses	0,63	0,00	0,63
		Urban Buses Standard 15 - 18 t	0,63	0,00	0,63
		Mopeds	0,00	0,00	0,00
		<50 cm ³	0,00	0,00	0,00
		Motorcycles	0,00	0,00	0,00
		2-stroke >50 cm ³	0,00	0,00	0,00
		4-stroke <250 cm ³	0,00	0,00	0,00
		4-stroke 250 - 750 cm ³	0,00	0,00	0,00
		4-stroke >750 cm ³	0,00	0,00	0,00

POLLUTANT YEAR

N2O 2010



N2O

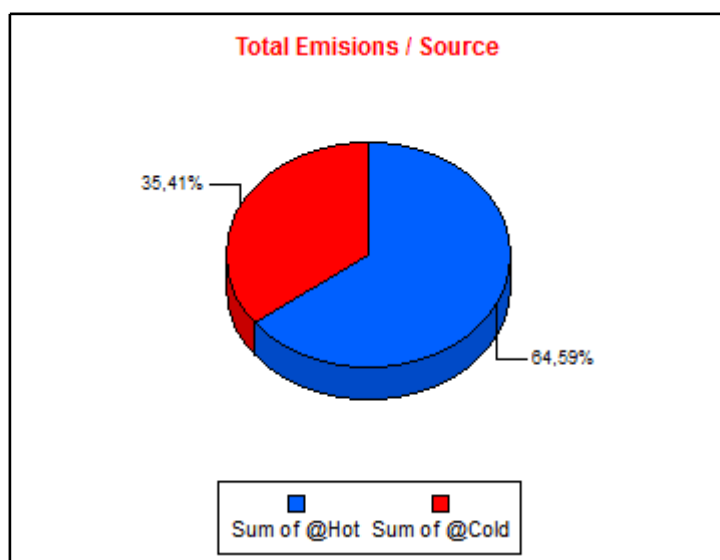
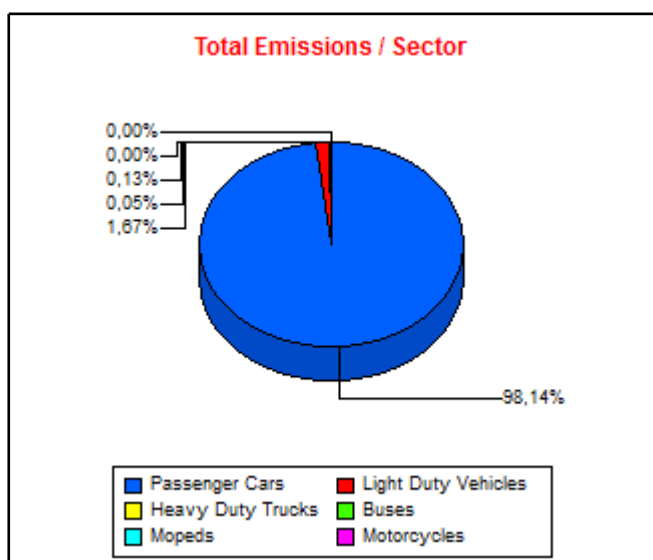


NH3

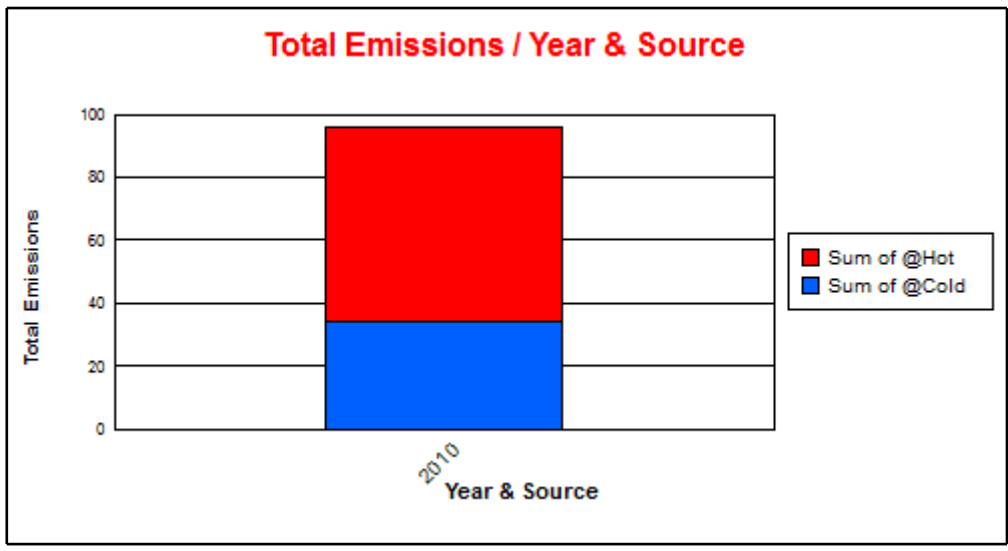
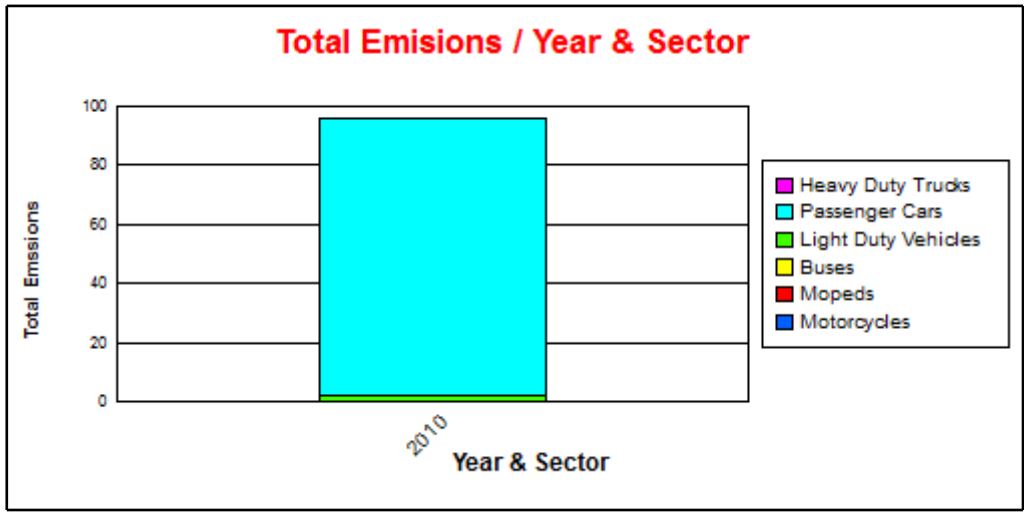
POLLUTANT	YEAR	SECTOR	HOT [t]	COLD START [t]	TOTAL [t]
NH3	2010		61,93	33,94	95,87
		Passenger Cars	60,66	33,43	94,09
		Gasoline <1,4 l	24,75	13,38	38,13
		Gasoline 1,4 - 2,0 l	19,75	10,65	30,40
		Gasoline >2,0 l	9,90	5,35	15,25
		Diesel <2,0 l	1,02	1,08	2,10
		Diesel >2,0 l	0,34	0,36	0,70
		LPG	4,90	2,62	7,52
		Light Duty Vehicles	1,09	0,51	1,60
		Gasoline <3,5t	1,00	0,41	1,41
		Diesel <3,5 t	0,09	0,10	0,19
		Heavy Duty Trucks	0,05	0,00	0,05
		Rigid <=7,5 t	0,01	0,00	0,01
		Rigid 7,5 - 12 t	0,02	0,00	0,02
		Rigid 12 - 14 t	0,02	0,00	0,02
		Rigid 14 - 20 t	0,01	0,00	0,01
		Rigid 20 - 26 t	0,01	0,00	0,01
		Buses	0,12	0,00	0,12
		Urban Buses Standard 15 - 18 t	0,12	0,00	0,12
		Mopeds	0,00	0,00	0,00
		<50 cm ³	0,00	0,00	0,00
		Motorcycles	0,00	0,00	0,00
		2-stroke >50 cm ³	0,00	0,00	0,00
		4-stroke <250 cm ³	0,00	0,00	0,00
		4-stroke 250 - 750 cm ³	0,00	0,00	0,00
		4-stroke >750 cm ³	0,00	0,00	0,00

POLLUTANT YEAR

NH3 2010



NH3

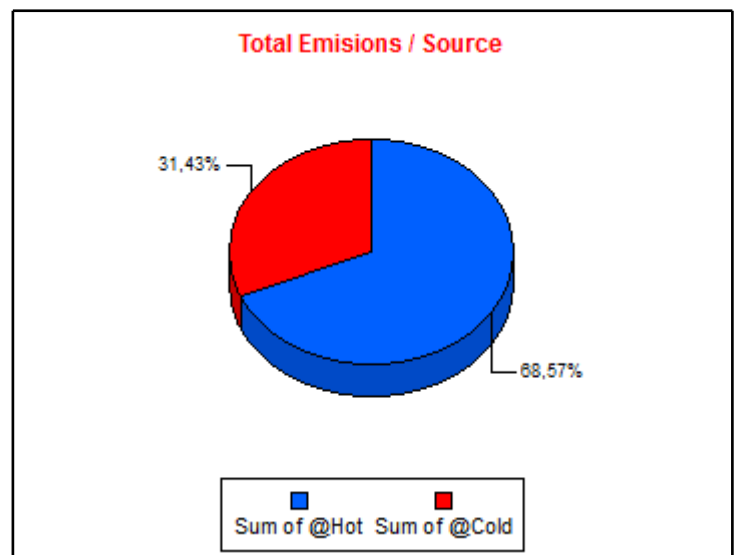
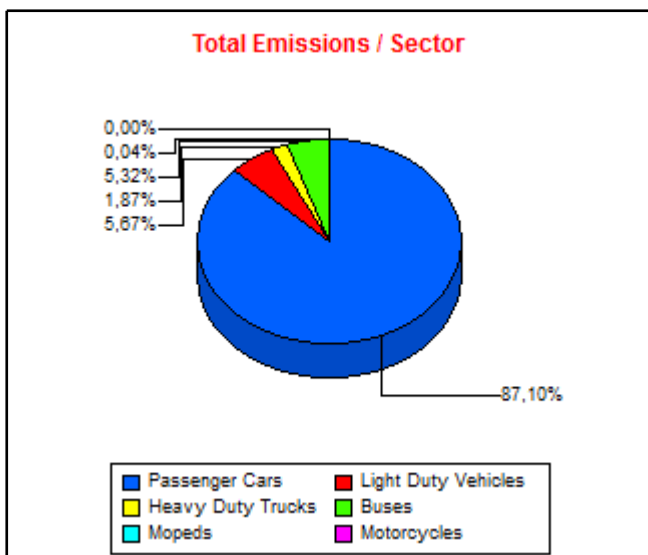


**PM
(exhaust)**

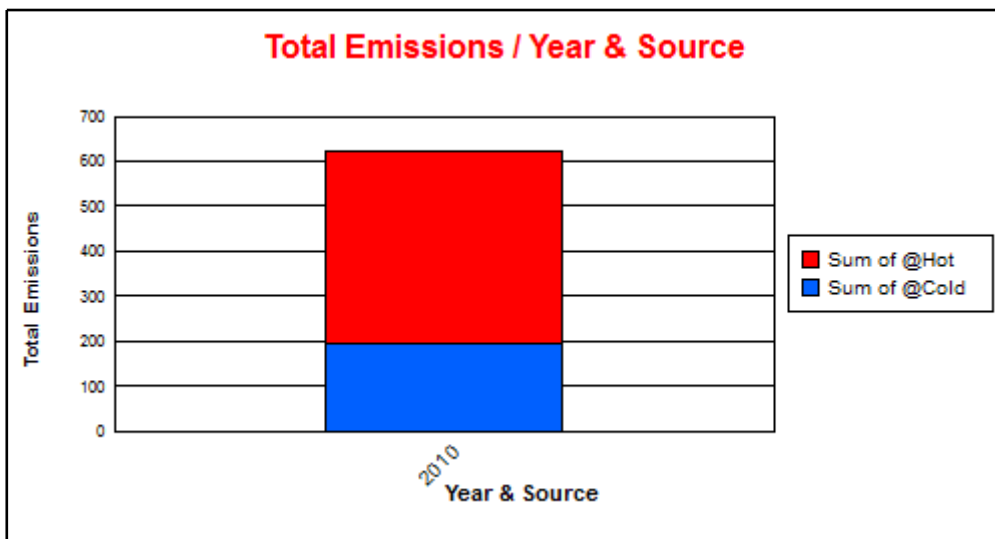
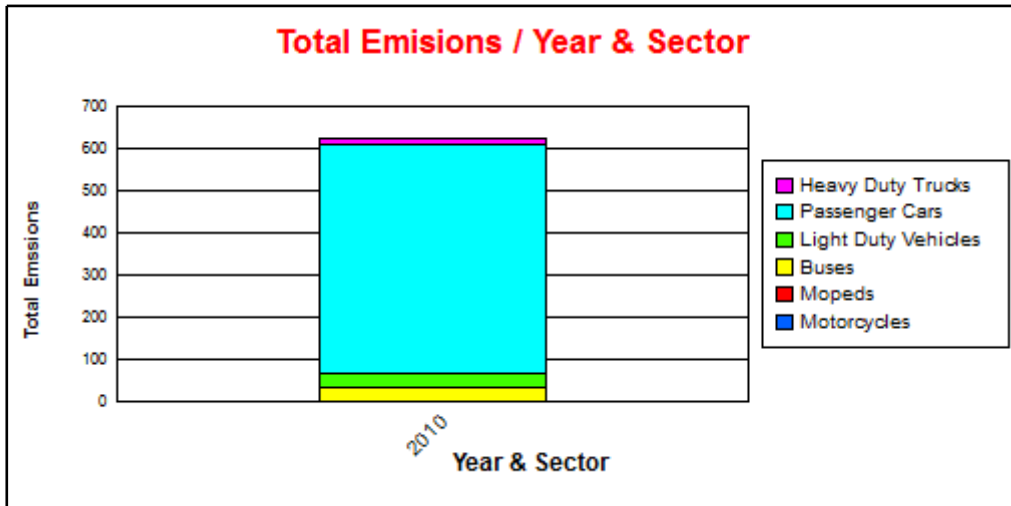
POLLUTANT	YEAR	SECTOR	HOT [t]	COLD START [t]	TOTAL [t]
PM (exhaust)	2010		425,98	195,22	621,20
		Passenger Cars	357,87	183,17	541,04
		Gasoline <1,4 l	2,71	0,00	2,71
		Gasoline 1,4 - 2,0 l	2,00	0,00	2,00
		Gasoline >2,0 l	1,08	0,00	1,08
		Diesel <2,0 l	263,78	137,38	401,16
		Diesel >2,0 l	87,93	45,79	133,72
		LPG	0,37	0,00	0,37
		Light Duty Vehicles	23,19	12,05	35,23
		Gasoline <3,5t	0,06	0,00	0,06
		Diesel <3,5 t	23,13	12,05	35,18
		Heavy Duty Trucks	11,59	0,00	11,59
		Rigid <=7,5 t	1,20	0,00	1,20
		Rigid 7,5 - 12 t	3,11	0,00	3,11
		Rigid 12 - 14 t	3,30	0,00	3,30
		Rigid 14 - 20 t	2,26	0,00	2,26
		Rigid 20 - 26 t	1,72	0,00	1,72
		Buses	33,07	0,00	33,07
		Urban Buses Standard 15 - 18 t	33,07	0,00	33,07
		Mopeds	0,27	0,00	0,27
		<50 cm ³	0,27	0,00	0,27
		Motorcycles	0,01	0,00	0,01
		2-stroke >50 cm ³	0,01	0,00	0,01
		4-stroke <250 cm ³	0,00	0,00	0,00
		4-stroke 250 - 750 cm ³	0,00	0,00	0,00
		4-stroke >750 cm ³	0,00	0,00	0,00

POLLUTANT YEAR

PM 2010



**PM
(exhaust)**

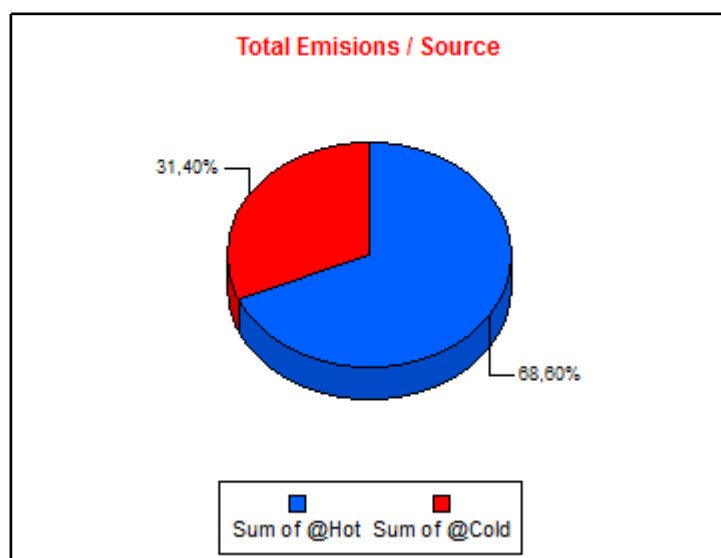
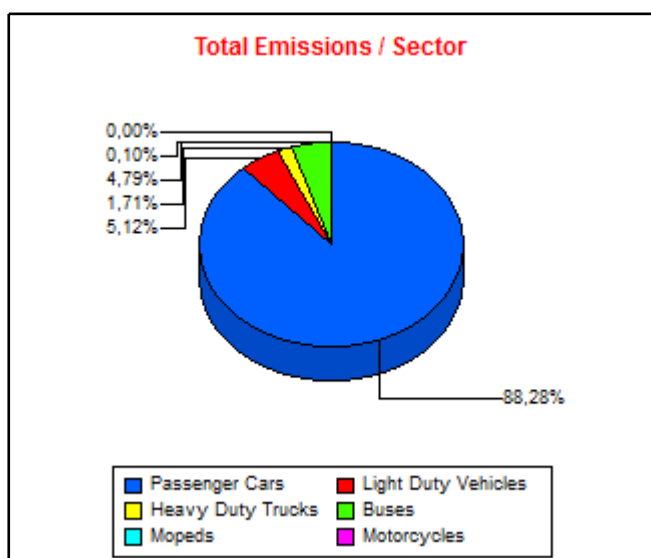


OM

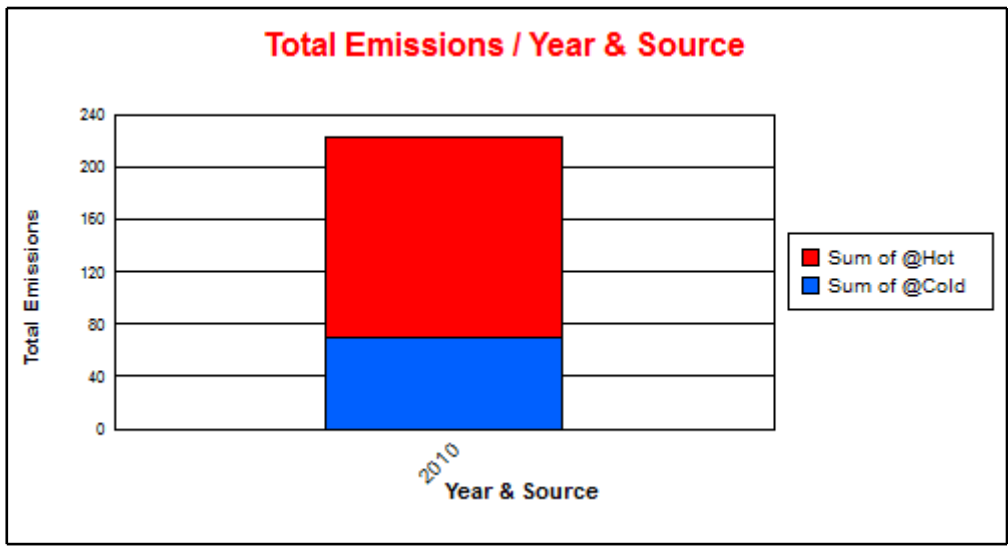
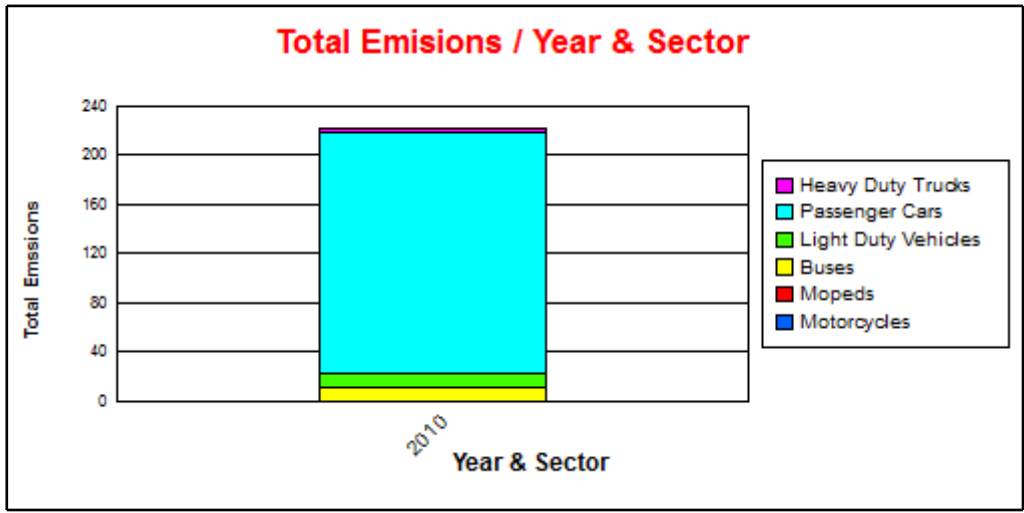
POLLUTANT	YEAR	SECTOR	HOT [t]	COLD START [t]	TOTAL [t]
OM	2010		152,27	69,70	221,96
		Passenger Cars	130,13	65,82	195,95
		Gasoline <1,4 l	1,77	0,00	1,77
		Gasoline 1,4 - 2,0 l	1,28	0,00	1,28
		Gasoline >2,0 l	0,71	0,00	0,71
		Diesel <2,0 l	94,78	49,36	144,15
		Diesel >2,0 l	31,59	16,45	48,05
		LPG	0,00	0,00	0,00
		Light Duty Vehicles	7,48	3,88	11,36
		Gasoline <3,5t	0,03	0,00	0,03
		Diesel <3,5 t	7,45	3,88	11,33
		Heavy Duty Trucks	3,79	0,00	3,79
		Rigid <=7,5 t	0,41	0,00	0,41
		Rigid 7,5 - 12 t	1,02	0,00	1,02
		Rigid 12 - 14 t	1,08	0,00	1,08
		Rigid 14 - 20 t	0,74	0,00	0,74
		Rigid 20 - 26 t	0,55	0,00	0,55
		Buses	10,64	0,00	10,64
		Urban Buses Standard 15 - 18 t	10,64	0,00	10,64
		Mopeds	0,21	0,00	0,21
		<50 cm ³	0,21	0,00	0,21
		Motorcycles	0,01	0,00	0,01
		2-stroke >50 cm ³	0,01	0,00	0,01
		4-stroke <250 cm ³	0,00	0,00	0,00
		4-stroke 250 - 750 cm ³	0,00	0,00	0,00
		4-stroke >750 cm ³	0,00	0,00	0,00

POLLUTANT YEAR

OM 2010



OM

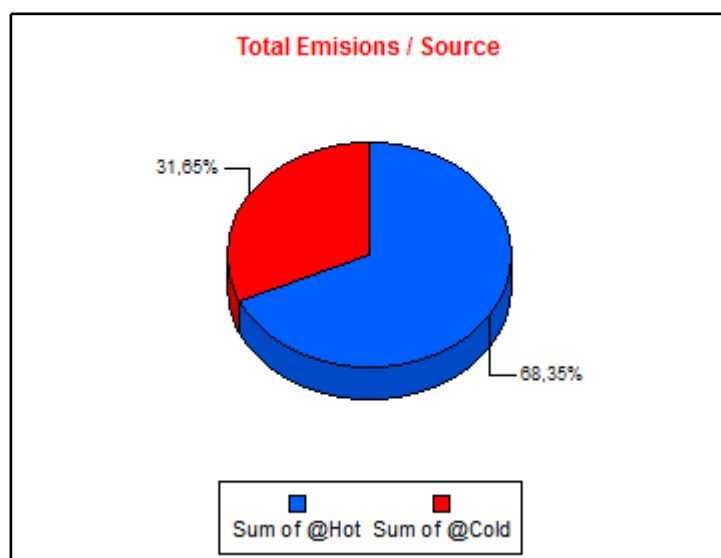
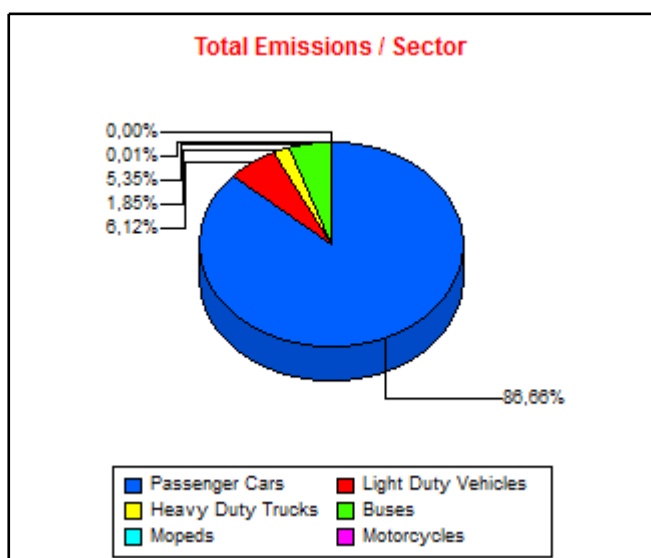


EC

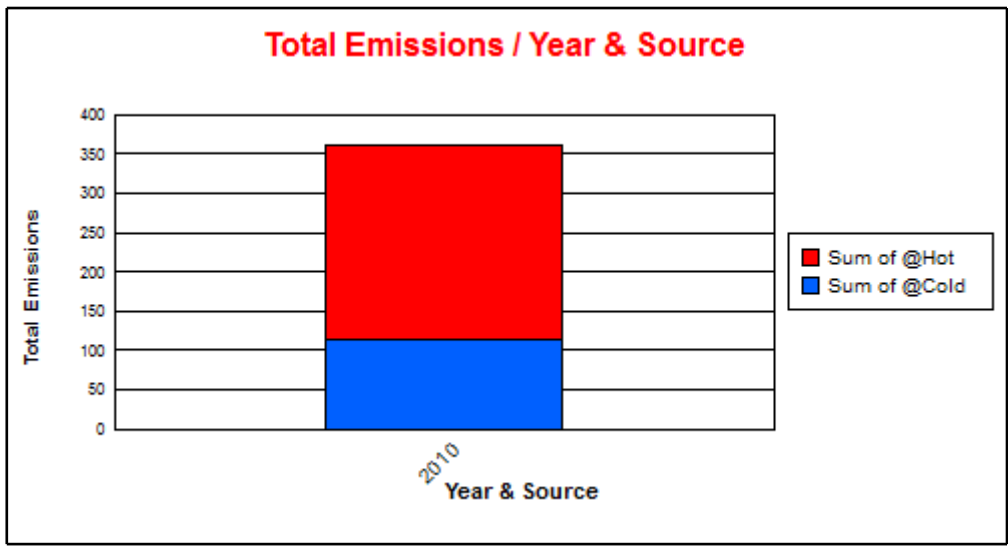
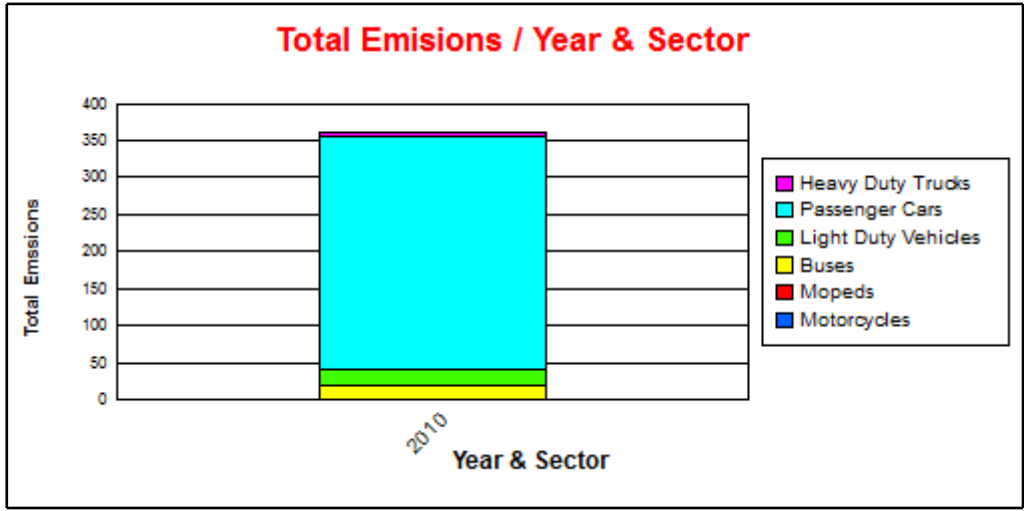
POLLUTANT	YEAR	SECTOR	HOT [t]	COLD START [t]	TOTAL [t]
EC	2010		246,65	114,22	360,87
		Passenger Cars	206,07	106,66	312,73
		Gasoline <1,4 l	0,59	0,00	0,59
		Gasoline 1,4 - 2,0 l	0,44	0,00	0,44
		Gasoline >2,0 l	0,24	0,00	0,24
		Diesel <2,0 l	153,60	79,99	233,59
		Diesel >2,0 l	51,20	26,66	77,86
		LPG	0,00	0,00	0,00
		Light Duty Vehicles	14,54	7,56	22,10
		Gasoline <3,5t	0,01	0,00	0,01
		Diesel <3,5 t	14,52	7,56	22,09
		Heavy Duty Trucks	6,69	0,00	6,69
		Rigid <=7,5 t	0,67	0,00	0,67
		Rigid 7,5 - 12 t	1,80	0,00	1,80
		Rigid 12 - 14 t	1,91	0,00	1,91
		Rigid 14 - 20 t	1,30	0,00	1,30
		Rigid 20 - 26 t	1,01	0,00	1,01
		Buses	19,30	0,00	19,30
		Urban Buses Standard 15 - 18 t	19,30	0,00	19,30
		Mopeds	0,05	0,00	0,05
		<50 cm ³	0,05	0,00	0,05
		Motorcycles	0,00	0,00	0,00
		2-stroke >50 cm ³	0,00	0,00	0,00
		4-stroke <250 cm ³	0,00	0,00	0,00
		4-stroke 250 - 750 cm ³	0,00	0,00	0,00
		4-stroke >750 cm ³	0,00	0,00	0,00

POLLUTANT YEAR

EC 2010



EC

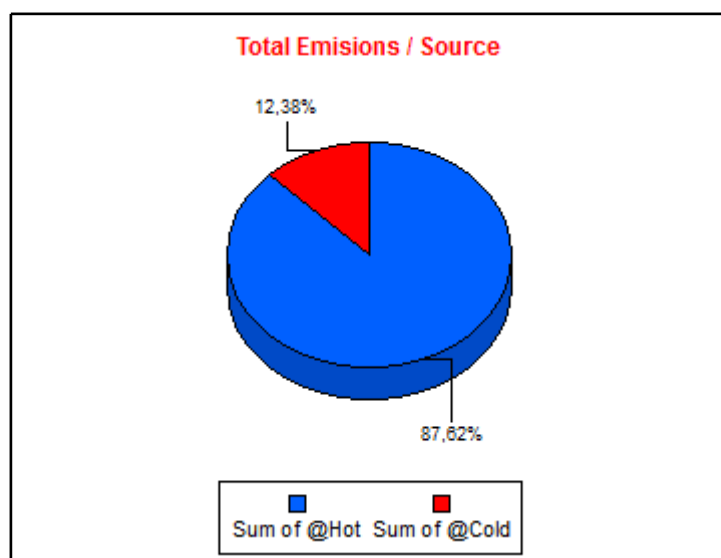
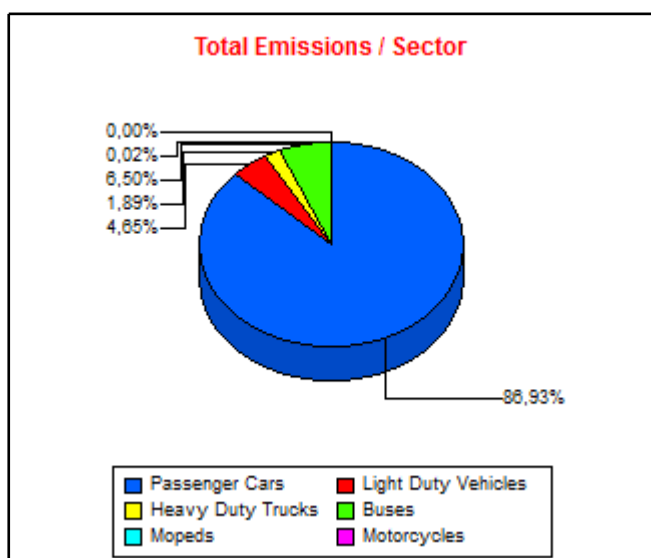


FC

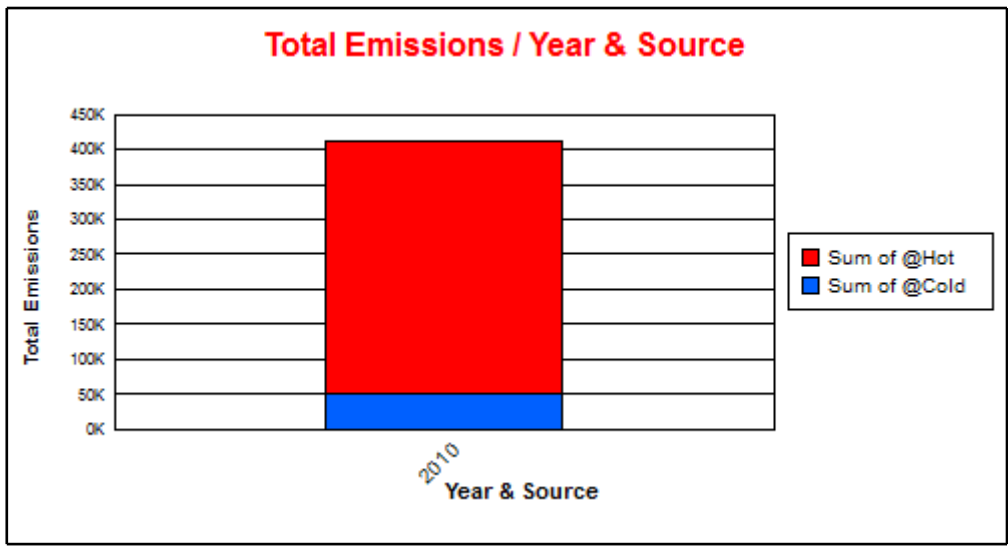
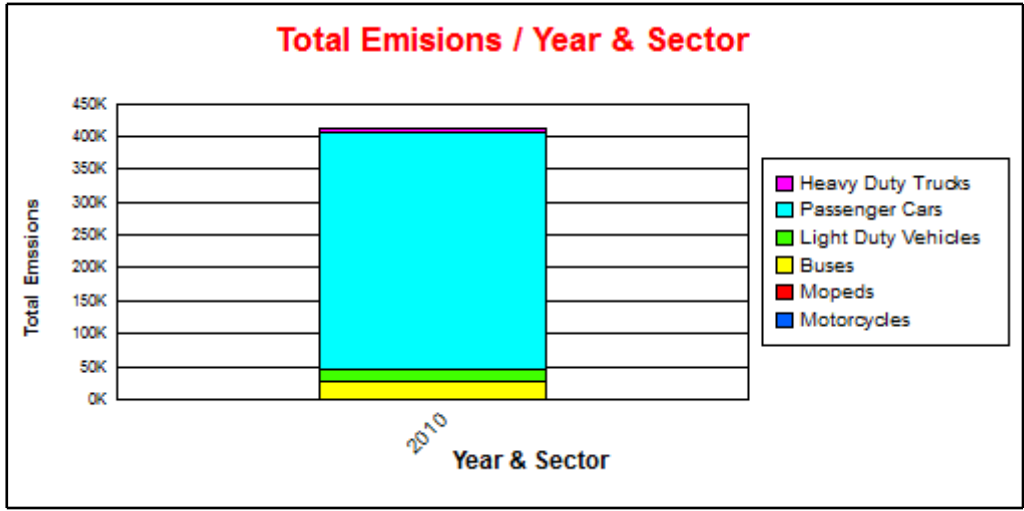
POLLUTANT	YEAR	SECTOR	HOT [t]	COLD START [t]	TOTAL [t]
FC	2010		361.303,06	51.070,41	412.373,47
		Passenger Cars	309.744,98	48.737,62	358.482,60
		Gasoline <1,4 l	53.483,16	10.091,36	63.574,53
		Gasoline 1,4 - 2,0 l	48.313,39	9.200,51	57.513,90
		Gasoline >2,0 l	33.255,37	6.247,88	39.503,25
		Diesel <2,0 l	121.058,34	15.739,13	136.797,47
		Diesel >2,0 l	45.700,77	5.941,68	51.642,45
		LPG	7.933,96	1.517,04	9.451,00
		Light Duty Vehicles	16.848,69	2.332,79	19.181,48
		Gasoline <3,5t	2.324,41	444,45	2.768,86
		Diesel <3,5 t	14.524,28	1.888,34	16.412,62
		Heavy Duty Trucks	7.804,48	0,00	7.804,48
		Rigid <=7,5 t	657,07	0,00	657,07
		Rigid 7,5 - 12 t	2.092,08	0,00	2.092,08
		Rigid 12 - 14 t	2.313,71	0,00	2.313,71
		Rigid 14 - 20 t	1.490,41	0,00	1.490,41
		Rigid 20 - 26 t	1.251,21	0,00	1.251,21
		Buses	26.803,31	0,00	26.803,31
		Urban Buses Standard 15 - 18 t	26.803,31	0,00	26.803,31
		Mopeds	87,40	0,00	87,40
		<50 cm ³	87,40	0,00	87,40
		Motorcycles	14,21	0,00	14,21
		2-stroke >50 cm ³	4,12	0,00	4,12
		4-stroke <250 cm ³	4,36	0,00	4,36
		4-stroke 250 - 750 cm ³	3,47	0,00	3,47
		4-stroke >750 cm ³	2,26	0,00	2,26

POLLUTANT YEAR

FC 2010



FC

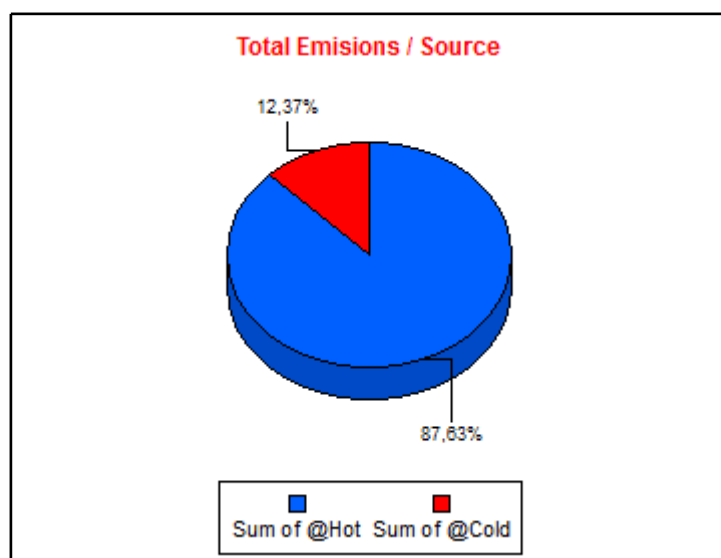
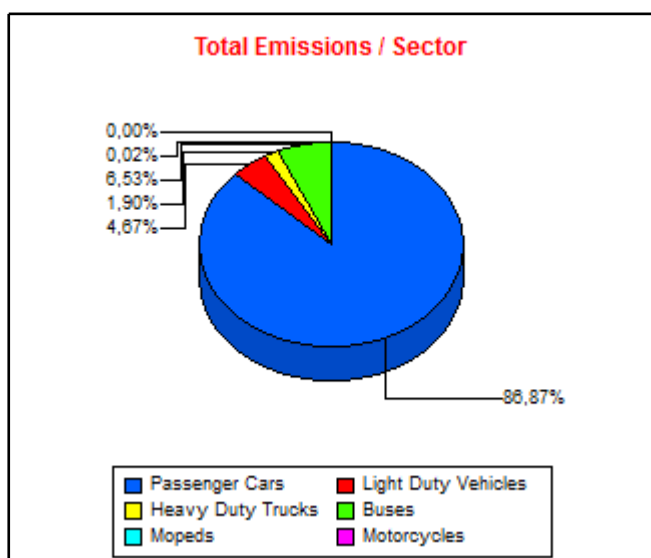


CO2

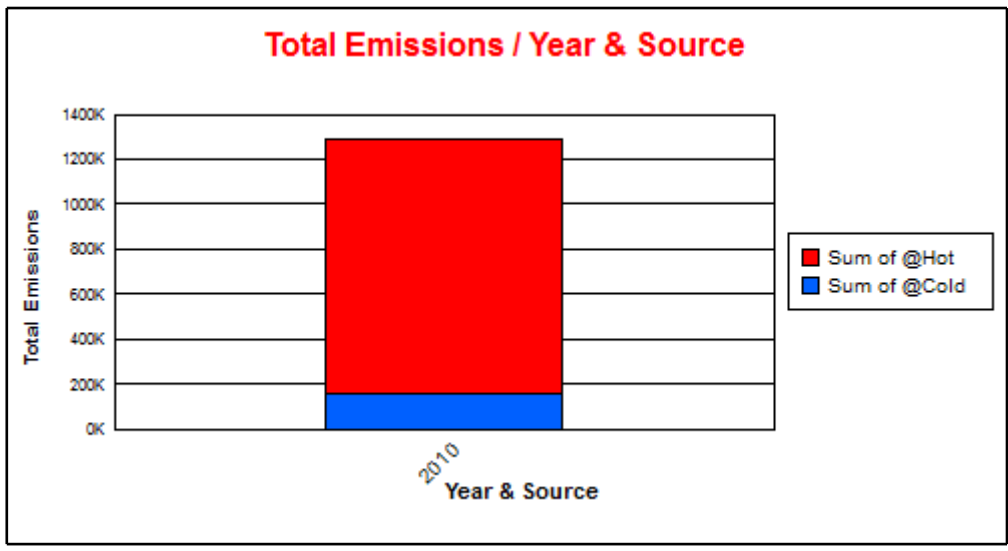
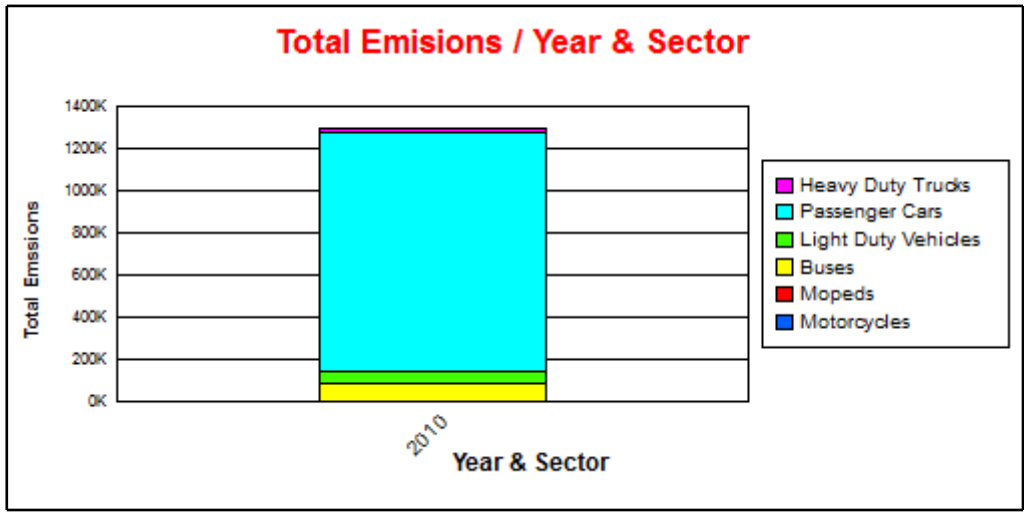
POLLUTANT	YEAR	SECTOR	HOT [t]	COLD START [t]	TOTAL [t]
CO2	2010		1.132.885,36	159.862,89	1.292.748,25
		Passenger Cars	970.515,32	152.531,90	1.123.047,22
		Gasoline <1,4 l	166.792,11	31.472,61	198.264,71
		Gasoline 1,4 - 2,0 l	150.545,39	28.669,35	179.214,74
		Gasoline >2,0 l	103.677,52	19.479,86	123.157,39
		Diesel <2,0 l	381.493,93	49.599,09	431.093,02
		Diesel >2,0 l	144.017,88	18.724,17	162.742,04
		LPG	23.988,50	4.586,81	28.575,31
		Light Duty Vehicles	52.989,06	7.330,99	60.320,05
		Gasoline <3,5t	7.218,37	1.380,22	8.598,59
		Diesel <3,5 t	45.770,69	5.950,78	51.721,46
		Heavy Duty Trucks	24.594,43	0,00	24.594,43
		Rigid <=7,5 t	2.070,64	0,00	2.070,64
		Rigid 7,5 - 12 t	6.592,81	0,00	6.592,81
		Rigid 12 - 14 t	7.291,25	0,00	7.291,25
		Rigid 14 - 20 t	4.696,78	0,00	4.696,78
		Rigid 20 - 26 t	3.942,95	0,00	3.942,95
		Buses	84.465,89	0,00	84.465,89
		Urban Buses Standard 15 - 18 t	84.465,89	0,00	84.465,89
		Mopeds	275,80	0,00	275,80
		<50 cm ³	275,80	0,00	275,80
		Motorcycles	44,85	0,00	44,85
		2-stroke >50 cm ³	13,01	0,00	13,01
		4-stroke <250 cm ³	13,76	0,00	13,76
		4-stroke 250 - 750 cm ³	10,95	0,00	10,95
		4-stroke >750 cm ³	7,14	0,00	7,14

POLLUTANT YEAR

CO2 2010



CO2

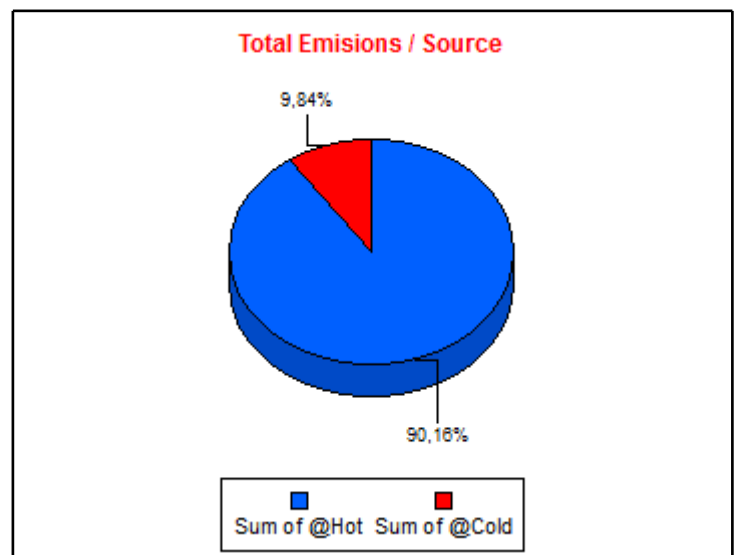
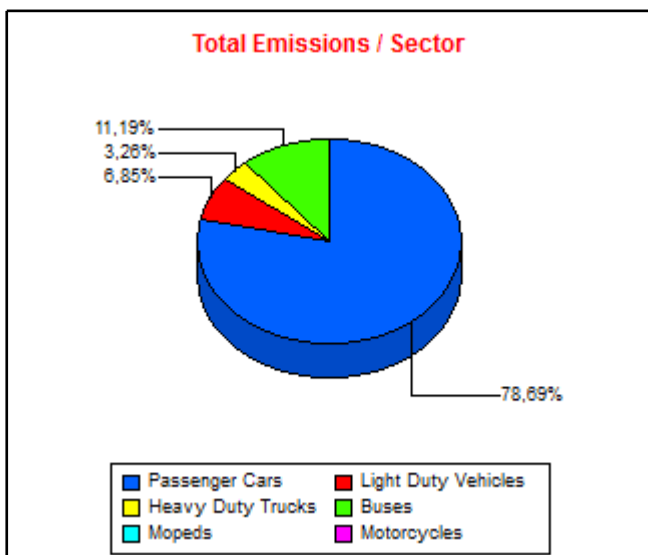


SO2

POLLUTANT	YEAR	SECTOR	HOT [t]	COLD START [t]	TOTAL [t]
SO2	2010		107,95	11,78	119,73
		Passenger Cars	83,38	10,84	94,22
		Gasoline <1,4 l	0,00	0,00	0,00
		Gasoline 1,4 - 2,0 l	0,00	0,00	0,00
		Gasoline >2,0 l	0,00	0,00	0,00
		Diesel <2,0 l	60,53	7,87	68,40
		Diesel >2,0 l	22,85	2,97	25,82
		LPG	0,00	0,00	0,00
		Light Duty Vehicles	7,26	0,94	8,21
		Gasoline <3,5t	0,00	0,00	0,00
		Diesel <3,5 t	7,26	0,94	8,21
		Heavy Duty Trucks	3,90	0,00	3,90
		Rigid <=7,5 t	0,33	0,00	0,33
		Rigid 7,5 - 12 t	1,05	0,00	1,05
		Rigid 12 - 14 t	1,16	0,00	1,16
		Rigid 14 - 20 t	0,75	0,00	0,75
		Rigid 20 - 26 t	0,63	0,00	0,63
		Buses	13,40	0,00	13,40
		Urban Buses Standard 15 - 18 t	13,40	0,00	13,40
		Mopeds	0,00	0,00	0,00
		<50 cm ³	0,00	0,00	0,00
		Motorcycles	0,00	0,00	0,00
		2-stroke >50 cm ³	0,00	0,00	0,00
		4-stroke <250 cm ³	0,00	0,00	0,00
		4-stroke 250 - 750 cm ³	0,00	0,00	0,00
		4-stroke >750 cm ³	0,00	0,00	0,00

POLLUTANT YEAR

SO2 2010



SO2

